

令和8年度施行 釜房環境浄化センター  
電気設備更新(第2期)工事

数量計算書

令和8年5月

宮城県柴田郡川崎町  
上下水道課



## 目 次

### 電気設備更新 2期工事（補助）

|                   |    |
|-------------------|----|
| 1. 人工集計表-----     | 1  |
| [本工事]             |    |
| 2. 据付工集計表-----    | 2  |
| 3. 試験工集計表-----    | 3  |
| 4. 材料集計表-----     | 4  |
| 5. 材料内訳表-----     | 11 |
| 6. 拾い出し根拠表-----   | 18 |
| 7. 複合工拾い出し表-----  | 28 |
| [移設工事]            |    |
| 8. 材料集計表-----     | 33 |
| 9. 材料内訳表-----     | 34 |
| 10. 拾い出し根拠表-----  | 35 |
| [撤去工事]            |    |
| 11. 据付工集計表-----   | 36 |
| 12. 材料集計表-----    | 37 |
| 13. 材料内訳表-----    | 47 |
| 14. 拾い出し根拠表-----  | 57 |
| 15. 複合工拾い出し表----- | 73 |



## 材料数量

(\*) 印は工量無

[電気設備更新 2期工事 (補助)]

|       |        |                        |   |        |
|-------|--------|------------------------|---|--------|
| ( 1 ) | 低圧ケーブル | 600V EM-CE 38 sq- 3 c  | m | 92.7   |
| ( 2 ) | 低圧ケーブル | 600V EM-CE 14 sq- 3 c  | m | 501    |
| ( 3 ) | 低圧ケーブル | 600V EM-CE 8 sq- 3 c   | m | 182    |
| ( 4 ) | 低圧ケーブル | 600V EM-CE 3.5 sq- 2 c | m | 98.1   |
| ( 5 ) | 低圧ケーブル | 600V EM-CE 2 sq- 3 c   | m | 289    |
| ( 6 ) | 制御ケーブル | EM-CEE 2 sq- 2 c       | m | 681    |
| ( 7 ) | 制御ケーブル | EM-CEE 1.25 sq- 20 c   | m | 189    |
| ( 8 ) | 制御ケーブル | EM-CEE 1.25 sq- 15 c   | m | 101    |
| ( 9 ) | 制御ケーブル | EM-CEE 1.25 sq- 12 c   | m | 290    |
| (10)  | 制御ケーブル | EM-CEE 1.25 sq- 10 c   | m | 787    |
| (11)  | 制御ケーブル | EM-CEE 1.25 sq- 8 c    | m | 117    |
| (12)  | 制御ケーブル | EM-CEE 1.25 sq- 6 c    | m | 500    |
| (13)  | 制御ケーブル | EM-CEE 1.25 sq- 5 c    | m | 101    |
| (14)  | 制御ケーブル | EM-CEE 1.25 sq- 4 c    | m | 493    |
| (15)  | 制御ケーブル | EM-CEE 1.25 sq- 3 c    | m | 1080   |
| (16)  | 制御ケーブル | EM-CEE 1.25 sq- 2 c    | m | 1380   |
| (17)  | その他電線  | EM-IE 8 sq             | m | 1.65   |
| (18)  | その他電線  | EM-IE 5.5 sq           | m | 9.46   |
| (19)  | その他電線  | EM-IE 3.5 sq           | m | 26.0   |
| (20)  | 端末処理材  | 600V EM-CE 38 sq- 3 c  | 組 | 2 (*)  |
| (21)  | 端末処理材  | 600V EM-CE 14 sq- 3 c  | 組 | 10 (*) |
| (22)  | 電線管類   | HIVE 70 mm (露出)        | m | 5.50   |
| (23)  | 電線管類   | HIVE 42 mm (露出)        | m | 8.91   |
| (24)  | 電線管類   | HIVE 36 mm (露出)        | m | 14.1   |
| (25)  | 電線管類   | HIVE 28 mm (露出)        | m | 54.5   |

材 料 数 量

(\*) 印は工量無

[電気設備更新 2期工事 (補助) ]

|      |       |                      |    |          |
|------|-------|----------------------|----|----------|
| (26) | 電線管類  | HIVE 22 mm (露出)      | m  | 61.2     |
| (27) | その他器具 | 電極保持器 4P             | 個  | 2        |
| (28) | その他器具 | 電極保持器 2P             | 個  | 1        |
| (29) | その他器具 | 電極棒 SUS              | m  | 35.0 (*) |
| (30) | その他器具 | セパレータ                | 個  | 6 (*)    |
| (31) | 複合工費  | 鋼製加工品 SS(盤架台用:塗装あり)  | kg | 66.2 (*) |
| (32) | 複合工費  | 防火区画処理補修 壁 900W×300H | 箇所 | 1 (*)    |
| (33) | 一般労務費 | 電 工 (据付)             | 人  | 295      |
| (34) | 技術労務費 | 技術者 (据付)             | 人  | 9        |
| (35) | 技術労務費 | 技術者 (組合試験)           | 人  | 4        |

材 料 数 量(移設)

(\*) 印は工量無

[電気設備更新 2期工事 (補助) ]

( 1) 低圧ケーブル

600V EM-CET 100 sq

m

2.86

機器数量(撤去)

数量・単位は据付入力欄のものとして

[電気設備更新 2期工事(補助)]

|     |    |                   |   |   |
|-----|----|-------------------|---|---|
| (1) | 機器 | 水処理設備コントロールセンタ(1) | 面 | 2 |
| (2) | 機器 | 水処理設備コントロールセンタ(2) | 面 | 3 |
| (3) | 機器 | 水処理設備コントロールセンタ    | 面 | 2 |
| (4) | 機器 | 水処理設備補助継電器盤       | 面 | 3 |
| (5) | 機器 | 水処理設備補助継電器盤       | 面 | 1 |

## 材 料 数 量(撤去)

(\*) 印は工量無

[電気設備更新 2期工事 (補助) ]

|       |        |                      |   |      |
|-------|--------|----------------------|---|------|
| ( 1 ) | 低圧ケーブル | 600V CV 60 sq- 3 c   | m | 98.0 |
| ( 2 ) | 低圧ケーブル | 600V CV 22 sq- 3 c   | m | 105  |
| ( 3 ) | 低圧ケーブル | 600V CV 14 sq- 3 c   | m | 408  |
| ( 4 ) | 低圧ケーブル | 600V CV 8 sq- 3 c    | m | 183  |
| ( 5 ) | 低圧ケーブル | 600V CV 5.5 sq- 2 c  | m | 24.2 |
| ( 6 ) | 低圧ケーブル | 600V CV 3.5 sq- 3 c  | m | 297  |
| ( 7 ) | 低圧ケーブル | 600V CV 3.5 sq- 2 c  | m | 133  |
| ( 8 ) | 制御ケーブル | EM-CEE 1.25 sq- 10 c | m | 69.3 |
| ( 9 ) | 制御ケーブル | EM-CEE 1.25 sq- 7 c  | m | 49.5 |
| (10)  | 制御ケーブル | EM-CEE 1.25 sq- 5 c  | m | 53.0 |
| (11)  | 制御ケーブル | EM-CEE 1.25 sq- 2 c  | m | 23.3 |
| (12)  | 制御ケーブル | CVV 3.5 sq- 2 c      | m | 762  |
| (13)  | 制御ケーブル | CVV 2 sq- 20 c       | m | 105  |
| (14)  | 制御ケーブル | CVV 2 sq- 15 c       | m | 120  |
| (15)  | 制御ケーブル | CVV 2 sq- 10 c       | m | 754  |
| (16)  | 制御ケーブル | CVV 2 sq- 8 c        | m | 6.05 |
| (17)  | 制御ケーブル | CVV 2 sq- 6 c        | m | 443  |
| (18)  | 制御ケーブル | CVV 2 sq- 5 c        | m | 152  |
| (19)  | 制御ケーブル | CVV 2 sq- 4 c        | m | 347  |
| (20)  | 制御ケーブル | CVV 2 sq- 3 c        | m | 749  |
| (21)  | 制御ケーブル | CVV 2 sq- 2 c        | m | 1190 |
| (22)  | 制御ケーブル | CVV 1.25 sq- 20 c    | m | 92.1 |
| (23)  | 制御ケーブル | CVV 1.25 sq- 15 c    | m | 9.02 |
| (24)  | 制御ケーブル | CVV 1.25 sq- 12 c    | m | 297  |
| (25)  | 制御ケーブル | CVV 1.25 sq- 10 c    | m | 90.1 |

材 料 数 量(撤去)

(\*) 印は工量無

[電気設備更新 2期工事 (補助) ]

|      |                 |                  |    |            |
|------|-----------------|------------------|----|------------|
| (26) | 制御ケーブル          | CVV 1.25 sq- 8 c | m  | 98.1       |
| (27) | 制御ケーブル          | CVV 1.25 sq- 6 c | m  | 99.1       |
| (28) | 制御ケーブル          | CVV 1.25 sq- 4 c | m  | 206        |
| (29) | 制御ケーブル          | CVV 1.25 sq- 3 c | m  | 386        |
| (30) | 制御ケーブル          | CVV 1.25 sq- 2 c | m  | 376        |
| (31) | その他電線           | IV 5.5 sq        | m  | 16.6       |
| (32) | その他電線           | IV 3.5 sq        | m  | 19.6       |
| (33) | 電線管類            | GP 54 mm (露出)    | m  | 8.47       |
| (34) | 電線管類            | GP 42 mm (露出)    | m  | 34.0       |
| (35) | 電線管類            | GP 36 mm (露出)    | m  | 25.1       |
| (36) | 電線管類            | GP 28 mm (露出)    | m  | 41.7       |
| (37) | 電線管類            | GP 22 mm (露出)    | m  | 42.5       |
| (38) | その他器具           | 電極保持器 4P         | 個  | 2          |
| (39) | その他器具           | 電極保持器 2P         | 個  | 1          |
| (40) | 複合工費            | 鋼材 (撤去)          | kg | 231 (*)    |
| (41) | 建設副産物運搬・処理費 運搬費 | ケーブル被覆重量         | t  | 2.1819 (*) |
| (42) | 建設副産物運搬・処理費 運搬費 | ケーブル銅屑重量1号銅線屑    | t  | 0.4253 (*) |
| (43) | 建設副産物運搬・処理費 運搬費 | ケーブル銅屑重量2号銅線屑    | t  | 0.5969 (*) |
| (44) | 建設副産物運搬・処理費 運搬費 | 鉄屑重量             | t  | 0.523 (*)  |
| (45) | 建設副産物運搬・処理費 運搬費 | 電気機器屑重量          | t  | 4.84 (*)   |
| (46) | 建設副産物運搬・処理費 運搬費 | 発生品運搬重量          | t  | 7.54 (*)   |



用水消毒設備（更新）（ 1/ 1）

据付工集計表

[電気設備更新 2期工事（補助）]

| 機器名称                | 形状              | 単位 | 数量 | 技術者  |     | 電工   |      | 技術者単体調整 |    | 特殊作業員 |    | 歩掛<br>ページ | 機器重量(t) |      | 備考                              |
|---------------------|-----------------|----|----|------|-----|------|------|---------|----|-------|----|-----------|---------|------|---------------------------------|
|                     |                 |    |    | 単位工量 | 工量  | 単位工量 | 工量   | 単位工量    | 工量 | 単位工量  | 工量 |           | 単位重量    | 重量   |                                 |
| 用水消毒設備<br>コントロールセンタ | W600*H2300*D600 | 面  | 2  | 2.6  | 5.2 | 4.1  | 8.2  |         |    |       |    |           | 0.5     | 1    | コントロールセンタ両面式<br>W600*H2300*D500 |
| 用水消毒設備<br>補助継電器盤    | W800*H2300*D500 | 面  | 1  |      | 2.3 |      | 3.3  |         |    |       |    |           |         | 0.35 | 継電器盤 1<br>W600*H2300*D500       |
|                     |                 |    |    |      |     |      |      |         |    |       |    |           |         |      |                                 |
|                     |                 |    |    |      |     |      |      |         |    |       |    |           |         |      |                                 |
|                     |                 |    |    |      |     |      |      |         |    |       |    |           |         |      |                                 |
|                     |                 |    |    |      |     |      |      |         |    |       |    |           |         |      |                                 |
|                     |                 |    |    |      |     |      |      |         |    |       |    |           |         |      |                                 |
|                     |                 |    |    |      |     |      |      |         |    |       |    |           |         |      |                                 |
|                     |                 |    |    |      |     |      |      |         |    |       |    |           |         |      |                                 |
|                     |                 |    |    |      |     |      |      |         |    |       |    |           |         |      |                                 |
|                     |                 |    |    |      |     |      |      |         |    |       |    |           |         |      |                                 |
|                     |                 |    |    |      |     |      |      |         |    |       |    |           |         |      |                                 |
|                     |                 |    |    |      |     |      |      |         |    |       |    |           |         |      |                                 |
|                     |                 |    |    |      |     |      |      |         |    |       |    |           |         |      |                                 |
|                     |                 |    |    |      |     |      |      |         |    |       |    |           |         |      |                                 |
|                     |                 |    |    |      |     |      |      |         |    |       |    |           |         |      |                                 |
|                     |                 |    |    |      |     |      |      |         |    |       |    |           |         |      |                                 |
| 計 (S-1301)          |                 |    |    |      | 7.5 |      | 11.5 |         |    |       |    |           |         | 1.35 |                                 |

| 機 器 名 称             | 形 状 | 単 位 | 数 量 | 技 術 者   |      | 電 工     |     | 技 術 者 単 体 調 整 |     | 特 殊 作 業 員 |     | 歩 掛<br>ペ ー ジ | 備 考                 |
|---------------------|-----|-----|-----|---------|------|---------|-----|---------------|-----|-----------|-----|--------------|---------------------|
|                     |     |     |     | 単 位 工 量 | 工 量  | 単 位 工 量 | 工 量 | 単 位 工 量       | 工 量 | 単 位 工 量   | 工 量 |              |                     |
| 用水消毒設備<br>コントロールセンタ |     | 負荷  | 6   | 0.81    | 4.86 |         |     |               |     |           |     |              | コントロールセンタ<br>1負荷当たり |
|                     |     |     |     |         |      |         |     |               |     |           |     |              |                     |
|                     |     |     |     |         |      |         |     |               |     |           |     |              |                     |
|                     |     |     |     |         |      |         |     |               |     |           |     |              |                     |
|                     |     |     |     |         |      |         |     |               |     |           |     |              |                     |
|                     |     |     |     |         |      |         |     |               |     |           |     |              |                     |
|                     |     |     |     |         |      |         |     |               |     |           |     |              |                     |
|                     |     |     |     |         |      |         |     |               |     |           |     |              |                     |
|                     |     |     |     |         |      |         |     |               |     |           |     |              |                     |
|                     |     |     |     |         |      |         |     |               |     |           |     |              |                     |
|                     |     |     |     |         |      |         |     |               |     |           |     |              |                     |
|                     |     |     |     |         |      |         |     |               |     |           |     |              |                     |
|                     |     |     |     |         |      |         |     |               |     |           |     |              |                     |
|                     |     |     |     |         |      |         |     |               |     |           |     |              |                     |
|                     |     |     |     |         |      |         |     |               |     |           |     |              |                     |
|                     |     |     |     |         |      |         |     |               |     |           |     |              |                     |
|                     |     |     |     |         |      |         |     |               |     |           |     |              |                     |
| 計 (T-1301)          |     |     |     | 4.86    |      |         |     |               |     |           |     |              |                     |









材 料 集 計 表 - 5

[電気設備更新 2期工事 (補助)]

|                | 600V EM-CE端末処理材 |    |  | 600V EM-CE端末処理材 |    |  |  |  |  |  |  |  |
|----------------|-----------------|----|--|-----------------|----|--|--|--|--|--|--|--|
|                | 38 sq           |    |  | 14 sq           |    |  |  |  |  |  |  |  |
|                | 3 c             |    |  | 3 c             |    |  |  |  |  |  |  |  |
|                | 屋外              | 屋内 |  | 屋外              | 屋内 |  |  |  |  |  |  |  |
| CHK (13- 4)    |                 | 2  |  |                 |    |  |  |  |  |  |  |  |
| CHK (13- 5)    |                 |    |  |                 | 10 |  |  |  |  |  |  |  |
|                |                 |    |  |                 |    |  |  |  |  |  |  |  |
|                |                 |    |  |                 |    |  |  |  |  |  |  |  |
|                |                 |    |  |                 |    |  |  |  |  |  |  |  |
|                |                 |    |  |                 |    |  |  |  |  |  |  |  |
|                |                 |    |  |                 |    |  |  |  |  |  |  |  |
|                |                 |    |  |                 |    |  |  |  |  |  |  |  |
|                |                 |    |  |                 |    |  |  |  |  |  |  |  |
|                |                 |    |  |                 |    |  |  |  |  |  |  |  |
|                |                 |    |  |                 |    |  |  |  |  |  |  |  |
|                |                 |    |  |                 |    |  |  |  |  |  |  |  |
|                |                 |    |  |                 |    |  |  |  |  |  |  |  |
|                |                 |    |  |                 |    |  |  |  |  |  |  |  |
|                |                 |    |  |                 |    |  |  |  |  |  |  |  |
|                |                 |    |  |                 |    |  |  |  |  |  |  |  |
|                |                 |    |  |                 |    |  |  |  |  |  |  |  |
|                |                 |    |  |                 |    |  |  |  |  |  |  |  |
|                |                 |    |  |                 |    |  |  |  |  |  |  |  |
|                |                 |    |  |                 |    |  |  |  |  |  |  |  |
|                |                 |    |  |                 |    |  |  |  |  |  |  |  |
|                |                 |    |  |                 |    |  |  |  |  |  |  |  |
|                |                 |    |  |                 |    |  |  |  |  |  |  |  |
|                |                 |    |  |                 |    |  |  |  |  |  |  |  |
|                |                 |    |  |                 |    |  |  |  |  |  |  |  |
|                |                 |    |  |                 |    |  |  |  |  |  |  |  |
|                |                 |    |  |                 |    |  |  |  |  |  |  |  |
|                |                 |    |  |                 |    |  |  |  |  |  |  |  |
| 合計値 (A)        |                 | 2  |  |                 | 10 |  |  |  |  |  |  |  |
| 設計数量 (D)       | 2               |    |  | 10              |    |  |  |  |  |  |  |  |
| 電工単位工量(E)=(E0) |                 |    |  |                 |    |  |  |  |  |  |  |  |
| 電工量 (A) × (E)  |                 |    |  |                 |    |  |  |  |  |  |  |  |

材 料 集 計 表 - 6

[電気設備更新 2期工事(補助)]

|                | HIVE<br>70 mm |      |    |   | HIVE<br>42 mm |      |    |   | HIVE<br>36 mm |       |    |   | HIVE<br>28 mm |       |    |   | HIVE<br>22 mm |       |    |   |
|----------------|---------------|------|----|---|---------------|------|----|---|---------------|-------|----|---|---------------|-------|----|---|---------------|-------|----|---|
|                | 露出            |      | 埋込 |   | 露出            |      | 埋込 |   | 露出            |       | 埋込 |   | 露出            |       | 埋込 |   | 露出            |       | 埋込 |   |
|                | 量             | 率    | 量  | 率 | 量             | 率    | 量  | 率 | 量             | 率     | 量  | 率 | 量             | 率     | 量  | 率 | 量             | 率     | 量  | 率 |
| CHK (13- 5)    | 5.0           |      |    |   | 8.1           |      |    |   | 12.8          |       |    |   | 49.5          |       |    |   |               |       |    |   |
| CHK (13- 6)    |               |      |    |   |               |      |    |   |               |       |    |   |               |       |    |   | 55.6          |       |    |   |
|                |               |      |    |   |               |      |    |   |               |       |    |   |               |       |    |   |               |       |    |   |
|                |               |      |    |   |               |      |    |   |               |       |    |   |               |       |    |   |               |       |    |   |
|                |               |      |    |   |               |      |    |   |               |       |    |   |               |       |    |   |               |       |    |   |
|                |               |      |    |   |               |      |    |   |               |       |    |   |               |       |    |   |               |       |    |   |
|                |               |      |    |   |               |      |    |   |               |       |    |   |               |       |    |   |               |       |    |   |
|                |               |      |    |   |               |      |    |   |               |       |    |   |               |       |    |   |               |       |    |   |
|                |               |      |    |   |               |      |    |   |               |       |    |   |               |       |    |   |               |       |    |   |
|                |               |      |    |   |               |      |    |   |               |       |    |   |               |       |    |   |               |       |    |   |
|                |               |      |    |   |               |      |    |   |               |       |    |   |               |       |    |   |               |       |    |   |
|                |               |      |    |   |               |      |    |   |               |       |    |   |               |       |    |   |               |       |    |   |
|                |               |      |    |   |               |      |    |   |               |       |    |   |               |       |    |   |               |       |    |   |
|                |               |      |    |   |               |      |    |   |               |       |    |   |               |       |    |   |               |       |    |   |
|                |               |      |    |   |               |      |    |   |               |       |    |   |               |       |    |   |               |       |    |   |
|                |               |      |    |   |               |      |    |   |               |       |    |   |               |       |    |   |               |       |    |   |
|                |               |      |    |   |               |      |    |   |               |       |    |   |               |       |    |   |               |       |    |   |
|                |               |      |    |   |               |      |    |   |               |       |    |   |               |       |    |   |               |       |    |   |
|                |               |      |    |   |               |      |    |   |               |       |    |   |               |       |    |   |               |       |    |   |
|                |               |      |    |   |               |      |    |   |               |       |    |   |               |       |    |   |               |       |    |   |
|                |               |      |    |   |               |      |    |   |               |       |    |   |               |       |    |   |               |       |    |   |
|                |               |      |    |   |               |      |    |   |               |       |    |   |               |       |    |   |               |       |    |   |
|                |               |      |    |   |               |      |    |   |               |       |    |   |               |       |    |   |               |       |    |   |
| 合計値 (A)        | 5.0           |      |    |   | 8.1           |      |    |   | 12.8          |       |    |   | 49.5          |       |    |   | 55.6          |       |    |   |
| 補完率 (B)        |               | 1.1  |    |   |               | 1.1  |    |   |               | 1.1   |    |   |               | 1.1   |    |   |               | 1.1   |    |   |
| (C)=(A)×(B)    | 5.50          |      |    |   | 8.91          |      |    |   | 14.08         |       |    |   | 54.45         |       |    |   | 61.16         |       |    |   |
| 設計数量 (D)=(C)   | 5.50          |      |    |   | 8.91          |      |    |   | 14.1          |       |    |   | 54.5          |       |    |   | 61.2          |       |    |   |
| 電工単位工量(E)=(E0) | 0.19          | 0.16 |    |   | 0.12          | 0.10 |    |   | 0.10          | 0.086 |    |   | 0.076         | 0.064 |    |   | 0.064         | 0.054 |    |   |
| 電工量 (C)×(E)    | 1.045         |      |    |   | 1.069         |      |    |   | 1.408         |       |    |   | 4.138         |       |    |   | 3.914         |       |    |   |

材 料 集 計 表 - 7

[電気設備更新 2期工事(補助)]

| 内訳書番号       | その他器具        | 同 左   | 同 左  | 同 左   | 複合工費              | 同 左               |   |  |
|-------------|--------------|-------|------|-------|-------------------|-------------------|---|--|
|             | 電極保持器        | 電極保持器 | 電極棒  | セパレータ | 鋼製加工品             | 防火区画処理<br>補修<br>壁 |   |  |
|             | 4P           | 2P    | SUS  |       | SS(盤架台用:<br>塗装あり) | 900W×300H         |   |  |
|             | 個            | 個     | m    | 個     | kg                | 箇所                |   |  |
| ZHK (13- 1) | 2            | 1     | 35   | 6     | 66.22             | 1                 |   |  |
|             |              |       |      |       |                   |                   |   |  |
|             |              |       |      |       |                   |                   |   |  |
|             |              |       |      |       |                   |                   |   |  |
|             |              |       |      |       |                   |                   |   |  |
|             |              |       |      |       |                   |                   |   |  |
|             |              |       |      |       |                   |                   |   |  |
|             |              |       |      |       |                   |                   |   |  |
|             |              |       |      |       |                   |                   |   |  |
|             |              |       |      |       |                   |                   |   |  |
|             |              |       |      |       |                   |                   |   |  |
|             |              |       |      |       |                   |                   |   |  |
|             |              |       |      |       |                   |                   |   |  |
|             |              |       |      |       |                   |                   |   |  |
|             |              |       |      |       |                   |                   |   |  |
|             |              |       |      |       |                   |                   |   |  |
|             |              |       |      |       |                   |                   |   |  |
|             |              |       |      |       |                   |                   |   |  |
|             |              |       |      |       |                   |                   |   |  |
|             |              |       |      |       |                   |                   |   |  |
|             |              |       |      |       |                   |                   |   |  |
|             |              |       |      |       |                   |                   |   |  |
|             |              |       |      |       |                   |                   |   |  |
|             |              |       |      |       |                   |                   |   |  |
|             |              |       |      |       |                   |                   |   |  |
|             | 合計値 (A)      | 2     | 1    | 35    | 6                 | 66.22             | 1 |  |
|             | 設計数量 (D)=(A) | 2     | 1    | 35.0  | 6                 | 66.2              | 1 |  |
| 電 工         | 単位工量 (E)     | 1.1   | 1.1  |       |                   |                   |   |  |
|             | 工 量 (A)×(E)  | 2.2   | 1.1  |       |                   |                   |   |  |
| 技術者         | 単位工量 (E)     | 0.60  | 0.60 |       |                   |                   |   |  |
|             | 工 量 (A)×(E)  | 1.20  | 0.60 |       |                   |                   |   |  |

Z- 1 / 1 電工量小計=3.3 技術者工量小計=1.80

| NO     | 配線区間<br>自 至 |            | 600V EM-CE |     |     |      | 600V EM-CE |      |      |       | 600V EM-CE |    |     |       | 600V EM-CE |     |      |      | 600V EM-CE |      |     |       |
|--------|-------------|------------|------------|-----|-----|------|------------|------|------|-------|------------|----|-----|-------|------------|-----|------|------|------------|------|-----|-------|
|        |             |            | 38 sq      |     |     |      | 14 sq      |      |      |       | 8 sq       |    |     |       | 3.5 sq     |     |      |      | 2 sq       |      |     |       |
|        |             |            | 3 c        |     |     |      | 3 c        |      |      |       | 3 c        |    |     |       | 2 c        |     |      |      | 3 c        |      |     |       |
|        |             | P&D        | RACK       | CP  | FEP | P&D  | RACK       | CP   | FEP  | P&D   | RACK       | CP | FEP | P&D   | RACK       | CP  | FEP  | P&D  | RACK       | CP   | FEP |       |
| 1008   | CVCF-2      | RY-U       |            |     |     |      |            |      |      |       |            |    |     |       |            |     |      |      |            |      |     |       |
| 1115   | CC-U        | M17-1      |            |     |     |      | 16.4       | 8.5  | 2.0  | 62.3  |            |    |     |       |            |     |      |      |            |      |     |       |
| 1116   | CC-U        | M17-2      |            |     |     |      | 16.4       | 8.5  | 2.7  | 62.3  |            |    |     |       |            |     |      |      |            |      |     |       |
| 1117   | CC-U        | No. 3原水ポンプ |            |     |     |      | 16.4       | 10.3 | 3.0  | 62.3  |            |    |     |       |            |     |      |      |            |      |     |       |
| 1119   | CC-U        | No. 4原水ポンプ |            |     |     |      | 16.4       | 10.3 | 3.7  | 62.3  |            |    |     |       |            |     |      |      |            |      |     |       |
| 1138   | CC-U        | M20        |            |     |     |      |            |      |      |       |            |    |     |       |            |     |      |      | 16.4       | 7.0  | 2.5 | 62.3  |
| 1140   | CC-U        | 2号自動ストレーナ  |            |     |     |      |            |      |      |       |            |    |     |       |            |     |      |      | 16.4       | 12.0 | 2.0 | 62.3  |
| 1142   | CC-U        | No. 1水処理計  |            |     |     |      |            |      |      |       | 16.4       |    | 4.2 | 62.3  |            |     |      |      |            |      |     |       |
| 1143   | CC-U        | No. 2水処理計  |            |     |     |      |            |      |      |       | 16.4       |    | 4.2 | 62.3  |            |     |      |      |            |      |     |       |
| 1144   | CC-U        | 除湿器        |            |     |     |      |            |      |      |       |            |    |     | 16.4  | 2.1        | 1.2 | 62.3 |      |            |      |     |       |
| 1150   | CC-U        | 2号アブケーラ    |            |     |     |      |            |      |      |       |            |    |     |       |            |     |      |      | 16.4       | 2.1  | 1.4 | 62.3  |
| 1151   | CC-U        | M15        | 16.4       | 4.1 | 1.5 | 62.3 |            |      |      |       |            |    |     |       |            |     |      |      |            |      |     |       |
| 1152   | CC-U        | LPM54      |            |     |     |      | 16.4       | 12.0 | 1.1  | 62.3  |            |    |     |       |            |     |      |      |            |      |     |       |
| ( 1/6) | CHK (13- 1) |            | 16.4       | 4.1 | 1.5 | 62.3 | 82.0       | 49.6 | 12.5 | 311.5 | 32.8       |    | 8.4 | 124.6 | 23.6       | 2.1 | 1.2  | 62.3 | 49.2       | 21.1 | 5.9 | 186.9 |

| NO    | 配線区間<br>自 至 |          | EM-CEE |        |       |        | EM-CEE  |      |     |       | EM-CEE  |      |     |        | EM-CEE  |       |        |       | EM-CEE  |        |       |        |
|-------|-------------|----------|--------|--------|-------|--------|---------|------|-----|-------|---------|------|-----|--------|---------|-------|--------|-------|---------|--------|-------|--------|
|       |             |          | 2 sq   |        |       |        | 1.25 sq |      |     |       | 1.25 sq |      |     |        | 1.25 sq |       |        |       | 1.25 sq |        |       |        |
|       |             |          | 2 c    |        |       |        | 20 c    |      |     |       | 15 c    |      |     |        | 12 c    |       |        |       | 10 c    |        |       |        |
|       |             | P&D      | RACK   | CP     | FEP   | P&D    | RACK    | CP   | FEP | P&D   | RACK    | CP   | FEP | P&D    | RACK    | CP    | FEP    | P&D   | RACK    | CP     | FEP   |        |
| 1122  | CC-U        | LP19     | 16.4x3 | 12.0x3 | 2.0x3 | 62.3x3 |         |      |     |       |         |      |     |        |         |       |        |       |         |        |       |        |
| 1123  | CC-U        | LP19     |        |        |       |        |         |      |     |       |         |      |     |        |         |       |        |       | 16.4    | 12.0   | 2.0   | 62.3   |
| 1125  | RY-U        | LP19     |        |        |       |        | 15.4    | 12.0 | 2.0 | 62.3  |         |      |     |        |         |       |        |       |         |        |       |        |
| 1126  | RY-U        | LP19     |        |        |       |        |         |      |     |       | 15.4    | 12.0 | 2.0 | 62.3   |         |       |        |       |         |        |       |        |
| 1127  | RY-U        | LP19     |        |        |       |        |         |      |     |       |         |      |     |        |         |       |        |       | 15.4x4  | 12.0x4 | 2.0x4 | 62.3x4 |
| 1135  | CC-U        | LP19B    | 16.4x2 | 9.4x2  | 0.7x2 | 62.3x2 |         |      |     |       |         |      |     |        |         |       |        |       |         |        |       |        |
| 1136  | RY-U        | LP19B    |        |        |       |        |         |      |     |       |         |      |     | 15.4x3 | 9.4x3   | 0.7x3 | 62.3x3 |       |         |        |       |        |
| 1146  | CC-U        | LP21     |        |        |       |        |         |      |     |       |         |      |     |        |         |       |        |       | 16.4    | 2.1    | 0.7   | 62.3   |
| 1148  | CC-U        | LP21     | 16.4x2 | 2.1x2  | 0.7x2 | 62.3x2 |         |      |     |       |         |      |     |        |         |       |        |       |         |        |       |        |
| 1149  | RY-U        | LP21     |        |        |       |        | 15.4    | 2.1  | 0.7 | 62.3  |         |      |     |        |         |       |        |       |         |        |       |        |
| 1153  | RY-U        | No.1砂ろ過器 |        |        |       |        |         |      |     |       |         |      |     |        |         |       |        |       | 15.4    | 8.3    | 5.3   | 62.3   |
| 1154  | RY-U        | No.2砂ろ過器 |        |        |       |        |         |      |     |       |         |      |     |        |         |       |        |       | 15.4    |        | 5.4   | 62.3   |
| (2/6) | CHK (13- 2) |          | 114.8  | 59.0   | 8.8   | 436.1  | 30.8    | 14.1 | 2.7 | 124.6 | 15.4    | 12.0 | 2.0 | 62.3   | 46.2    | 28.2  | 2.1    | 186.9 | 125.2   | 70.4   | 21.4  | 498.4  |

| NO     | 配線区間<br>自 至 |             | EM-CEE  |     |     |      | EM-CEE  |        |       |        | EM-CEE  |      |      |      | EM-CEE  |      |      |        | EM-CEE  |       |        |       |
|--------|-------------|-------------|---------|-----|-----|------|---------|--------|-------|--------|---------|------|------|------|---------|------|------|--------|---------|-------|--------|-------|
|        |             |             | 1.25 sq |     |     |      | 1.25 sq |        |       |        | 1.25 sq |      |      |      | 1.25 sq |      |      |        | 1.25 sq |       |        |       |
|        |             |             | 8 c     |     |     |      | 6 c     |        |       |        | 5 c     |      |      |      | 4 c     |      |      |        | 3 c     |       |        |       |
|        |             | P&D         | RACK    | CP  | FEP | P&D  | RACK    | CP     | FEP   | P&D    | RACK    | CP   | FEP  | P&D  | RACK    | CP   | FEP  | P&D    | RACK    | CP    | FEP    |       |
| 1118   | RY-U        | No. 3原水ポンプ  |         |     |     |      |         |        |       |        |         |      |      | 15.4 | 10.3    | 3.0  | 62.3 |        |         |       |        |       |
| 1120   | RY-U        | No. 4原水ポンプ  |         |     |     |      |         |        |       |        |         |      |      | 15.4 | 10.3    | 3.7  | 62.3 |        |         |       |        |       |
| 1121   | RY-U        | No. 2砂ろ過流   |         |     |     |      |         |        |       |        |         |      |      |      |         |      |      | 15.4   | 7.6     | 1.0   | 62.3   |       |
| 1124   | CC-U        | LP19        |         |     |     |      |         |        |       |        |         |      |      |      |         |      |      | 16.4x3 | 12.0x3  | 2.0x3 | 62.3x3 |       |
| 1128   | RY-U        | LP19        |         |     |     |      | 15.4x4  | 12.0x4 | 2.0x4 | 62.3x4 |         |      |      |      |         |      |      |        |         |       |        |       |
| 1129   | RY-U        | LP19        |         |     |     |      |         |        |       | 15.4   | 12.0    | 2.0  | 62.3 |      |         |      |      |        |         |       |        |       |
| 1130   | RY-U        | LP19        |         |     |     |      |         |        |       |        |         |      |      | 15.4 | 12.0    | 2.0  | 62.3 |        |         |       |        |       |
| 1131   | RY-U        | LP19        |         |     |     |      |         |        |       |        |         |      |      |      |         |      |      | 15.4x3 | 12.0x3  | 2.0x3 | 62.3x3 |       |
| 1133   | CC-U        | LP19B       | 16.4    | 9.4 | 0.7 | 62.3 |         |        |       |        |         |      |      |      |         |      |      |        |         |       |        |       |
| 1137   | RY-U        | LP19B       |         |     |     |      | 15.4    | 9.4    | 0.7   | 62.3   |         |      |      |      |         |      |      |        |         |       |        |       |
| 1139   | RY-U        | 1号自動ストレーナ   |         |     |     |      |         |        |       |        |         |      |      |      |         |      |      | 15.4   | 7.0     | 2.5   | 62.3   |       |
| 1141   | RY-U        | 2号自動ストレーナ   |         |     |     |      |         |        |       |        |         |      |      |      |         |      |      | 15.4   | 12.0    | 2.0   | 62.3   |       |
| 1145   | RY-U        | 空気配管圧力      |         |     |     |      |         |        |       |        |         |      |      |      |         |      |      | 15.4x2 |         | 4.2x2 | 62.3x2 |       |
| 1155   | RY-U        | 二次処理水槽L     |         |     |     |      |         |        |       |        |         |      |      | 15.4 | 9.0     | 1.6  | 62.3 |        |         |       |        |       |
| 1156   | RY-U        | 雑用水槽LF(運)   |         |     |     |      |         |        |       |        |         |      |      | 15.4 | 2.4     | 5.6  | 62.3 |        |         |       |        |       |
| 1162   | RY-U        | RCS-1       | 17.4    |     |     |      |         |        |       |        |         |      |      |      |         |      |      |        |         |       |        |       |
|        |             |             |         |     |     |      |         |        |       |        |         |      |      |      |         |      |      |        |         |       |        |       |
|        |             |             |         |     |     |      |         |        |       |        |         |      |      |      |         |      |      |        |         |       |        |       |
|        |             |             |         |     |     |      |         |        |       |        |         |      |      |      |         |      |      |        |         |       |        |       |
|        |             |             |         |     |     |      |         |        |       |        |         |      |      |      |         |      |      |        |         |       |        |       |
|        |             |             |         |     |     |      |         |        |       |        |         |      |      |      |         |      |      |        |         |       |        |       |
|        |             |             |         |     |     |      |         |        |       |        |         |      |      |      |         |      |      |        |         |       |        |       |
|        |             |             |         |     |     |      |         |        |       |        |         |      |      |      |         |      |      |        |         |       |        |       |
|        |             |             |         |     |     |      |         |        |       |        |         |      |      |      |         |      |      |        |         |       |        |       |
|        |             |             |         |     |     |      |         |        |       |        |         |      |      |      |         |      |      |        |         |       |        |       |
|        |             |             |         |     |     |      |         |        |       |        |         |      |      |      |         |      |      |        |         |       |        |       |
|        |             |             |         |     |     |      |         |        |       |        |         |      |      |      |         |      |      |        |         |       |        |       |
|        |             |             |         |     |     |      |         |        |       |        |         |      |      |      |         |      |      |        |         |       |        |       |
|        |             |             |         |     |     |      |         |        |       |        |         |      |      |      |         |      |      |        |         |       |        |       |
|        |             |             |         |     |     |      |         |        |       |        |         |      |      |      |         |      |      |        |         |       |        |       |
|        |             |             |         |     |     |      |         |        |       |        |         |      |      |      |         |      |      |        |         |       |        |       |
|        |             |             |         |     |     |      |         |        |       |        |         |      |      |      |         |      |      |        |         |       |        |       |
|        |             |             |         |     |     |      |         |        |       |        |         |      |      |      |         |      |      |        |         |       |        |       |
|        |             |             |         |     |     |      |         |        |       |        |         |      |      |      |         |      |      |        |         |       |        |       |
|        |             |             |         |     |     |      |         |        |       |        |         |      |      |      |         |      |      |        |         |       |        |       |
| ( 3/6) |             | CHK (13- 3) | 33.8    | 9.4 | 0.7 | 62.3 | 77.0    | 57.4   | 8.7   | 311.5  | 15.4    | 12.0 | 2.0  | 62.3 | 77.0    | 44.0 | 15.9 | 311.5  | 172.4   | 98.6  | 25.9   | 685.3 |

用水消毒設備（更新）

材 料 内 訳 表

[電気設備更新 2期工事（補助）]

| NO     | 配線区間<br>自 至 |            | EM-CEE  |        |       |        | EM-IE |      |    |     | EM-IE  |      |    |     | EM-IE  |      |    |     | 600V EM-CE端末処理材 |    |  |  |
|--------|-------------|------------|---------|--------|-------|--------|-------|------|----|-----|--------|------|----|-----|--------|------|----|-----|-----------------|----|--|--|
|        |             |            | 1.25 sq |        |       |        | 8 sq  |      |    |     | 5.5 sq |      |    |     | 3.5 sq |      |    |     | 38 sq           |    |  |  |
|        |             |            | P&D     | RACK   | CP    | FEP    | P&D   | RACK | CP | FEP | P&D    | RACK | CP | FEP | P&D    | RACK | CP | FEP | 屋外              | 屋内 |  |  |
| 1005   | ED          | CC-U       |         |        |       |        |       |      |    |     |        | 0.4  |    |     |        |      |    |     |                 |    |  |  |
| 1009   | ED          | RY-U       |         |        |       |        |       |      |    |     |        | 0.4  |    |     |        |      |    |     |                 |    |  |  |
| 1115   | CC-U        | M17-1      |         |        |       |        |       |      |    |     |        |      |    |     |        |      |    |     |                 |    |  |  |
| 1116   | CC-U        | M17-2      |         |        |       |        |       |      |    |     |        |      |    |     |        |      |    |     |                 |    |  |  |
| 1117   | CC-U        | No. 3原水ポンプ |         |        |       |        |       |      |    |     |        |      |    |     |        |      |    |     |                 |    |  |  |
| 1119   | CC-U        | No. 4原水ポンプ |         |        |       |        |       |      |    |     |        |      |    |     |        |      |    |     |                 |    |  |  |
| 1122   | CC-U        | LP19       |         |        |       |        |       |      |    |     |        |      |    |     |        |      |    |     |                 |    |  |  |
| 1132   | RY-U        | LP19       | 15.4x9  | 12.0x9 | 2.0x9 | 62.3x9 |       |      |    |     |        |      |    |     |        |      |    |     |                 |    |  |  |
| 1133   | CC-U        | LP19B      |         |        |       |        |       |      |    |     |        |      |    |     |        |      |    |     |                 |    |  |  |
| 1134   | CC-U        | LP19B      | 16.4x2  | 9.4x2  | 0.7x2 | 62.3x2 |       |      |    |     |        |      |    |     |        |      |    |     |                 |    |  |  |
| 1138   | CC-U        | M20        |         |        |       |        |       |      |    |     |        |      |    |     |        |      |    |     |                 |    |  |  |
| 1140   | CC-U        | 2号自動ストレーナ  |         |        |       |        |       |      |    |     |        |      |    |     |        |      |    |     |                 |    |  |  |
| 1142   | CC-U        | No. 1水処理計  |         |        |       |        |       |      |    |     |        |      |    |     |        |      |    |     |                 |    |  |  |
| 1143   | CC-U        | No. 2水処理計  |         |        |       |        |       |      |    |     |        |      |    |     |        |      |    |     |                 |    |  |  |
| 1144   | CC-U        | 除湿器        |         |        |       |        |       |      |    |     |        |      |    |     |        |      |    |     |                 |    |  |  |
| 1146   | CC-U        | LP21       |         |        |       |        |       |      |    |     |        |      |    |     |        |      |    |     |                 |    |  |  |
| 1147   | CC-U        | LP21       | 16.4x2  | 2.1x2  | 0.7x2 | 62.3x2 |       |      |    |     |        |      |    |     |        |      |    |     |                 |    |  |  |
| 1150   | CC-U        | 2号アブターケラ   |         |        |       |        |       |      |    |     |        |      |    |     |        |      |    |     |                 |    |  |  |
| 1151   | CC-U        | M15        |         |        |       |        |       |      |    | 1.5 |        |      |    |     |        |      |    |     |                 |    |  |  |
| 1152   | CC-U        | LPM54      |         |        |       |        |       |      |    |     |        |      |    |     |        |      |    |     |                 |    |  |  |
| 1157   | RY-U        | 雑用水槽LF(警)  | 15.4    | 2.4    | 5.1   | 62.3   |       |      |    |     |        |      |    |     |        |      |    |     |                 |    |  |  |
| ( 4/6) | CHK (13- 4) |            | 219.6   | 133.4  | 25.9  | 872.2  |       |      |    |     |        |      |    |     |        |      |    |     |                 |    |  |  |
|        |             |            |         |        |       |        |       |      |    |     |        |      |    |     |        |      |    |     |                 |    |  |  |





用水消毒設備（更新）

材 料 内 訳 表

[電気設備更新 2期工事（補助）]

| NO     | 区 分         | その他器具 | 同 左   | 同 左 | 同 左   | 複合工費              | 同 左             |  |  |
|--------|-------------|-------|-------|-----|-------|-------------------|-----------------|--|--|
|        |             | 電極保持器 | 電極保持器 | 電極棒 | セパレータ | 鋼製加工品             | 防火区画処理<br>補修    |  |  |
|        |             | 4P    | 2P    | SUS |       | SS(盤架台用:<br>塗装あり) | 壁               |  |  |
|        |             | 個     | 個     | m   | 個     | kg                | 900W×300H<br>箇所 |  |  |
| 1001   | 電気室防火区画処理補修 |       |       |     |       |                   | 1               |  |  |
| 1018   | 用水消毒設備CC・RY |       |       |     |       | 66.22             |                 |  |  |
| 1022   | 雑用水槽電極(運転)  | 1     |       | 14  | 2     |                   |                 |  |  |
| 1023   | 雑用水槽電極(警報)  |       | 1     | 7   | 2     |                   |                 |  |  |
| 1024   | 二次処理水槽電極    | 1     |       | 14  | 2     |                   |                 |  |  |
|        |             |       |       |     |       |                   |                 |  |  |
|        |             |       |       |     |       |                   |                 |  |  |
|        |             |       |       |     |       |                   |                 |  |  |
|        |             |       |       |     |       |                   |                 |  |  |
|        |             |       |       |     |       |                   |                 |  |  |
|        |             |       |       |     |       |                   |                 |  |  |
|        |             |       |       |     |       |                   |                 |  |  |
|        |             |       |       |     |       |                   |                 |  |  |
|        |             |       |       |     |       |                   |                 |  |  |
|        |             |       |       |     |       |                   |                 |  |  |
|        |             |       |       |     |       |                   |                 |  |  |
|        |             |       |       |     |       |                   |                 |  |  |
|        |             |       |       |     |       |                   |                 |  |  |
|        |             |       |       |     |       |                   |                 |  |  |
|        |             |       |       |     |       |                   |                 |  |  |
|        |             |       |       |     |       |                   |                 |  |  |
|        |             |       |       |     |       |                   |                 |  |  |
|        |             |       |       |     |       |                   |                 |  |  |
|        |             |       |       |     |       |                   |                 |  |  |
|        |             |       |       |     |       |                   |                 |  |  |
|        |             |       |       |     |       |                   |                 |  |  |
|        |             |       |       |     |       |                   |                 |  |  |
|        |             |       |       |     |       |                   |                 |  |  |
|        |             |       |       |     |       |                   |                 |  |  |
|        |             |       |       |     |       |                   |                 |  |  |
|        |             |       |       |     |       |                   |                 |  |  |
|        |             |       |       |     |       |                   |                 |  |  |
| ( 1/1) | ZHK (13- 1) | 2     | 1     | 35  | 6     | 66.22             | 1               |  |  |

用水消毒設備（更新）（ 1/ 10）

拾い出し根拠表

[電気設備更新 2期工事（補助）]

| No   | 自                           | 至                           | 種別・サイズ・本数                             | 経路              | 合計   | 計 算   |                       |
|------|-----------------------------|-----------------------------|---------------------------------------|-----------------|--|---|-----------------------|
| 1005 | ED<br>D種接地幹線                | CC-U<br>用水消毒設備<br>コントロールセンタ | EM-IE<br>5.5 sq                       | P&D             | 0.4  | 0.4   |                       |
|      |                             |                             |                                       | RACK            |  |   |                       |
|      |                             |                             |                                       | CP              |  |   |                       |
|      |                             |                             |                                       | FEP             |  |   |                       |
|      |                             |                             |                                       | CP              |  |   |                       |
|      |                             |                             |                                       | 露出<br>埋込        |  |   |                       |
| 1008 | CVCF-2<br>蓄電池盤              | RY-U<br>用水消毒設備<br>補助継電器盤    | 600V EM-CE<br>3.5 sq - 2 cx 2         | P&D             | 3.6  | 2.2 + 1.0 + 0.4                                     |                       |
|      |                             |                             |                                       | RACK            |  |   |                       |
|      |                             |                             |                                       | CP              |  |   |                       |
|      |                             |                             |                                       | FEP             |  |   |                       |
|      |                             |                             |                                       | CP              |  |   |                       |
|      |                             |                             |                                       | 露出<br>埋込        |  |   |                       |
| 1009 | ED<br>D種接地幹線                | RY-U<br>用水消毒設備<br>補助継電器盤    | EM-IE<br>5.5 sq                       | P&D             | 0.4  | 0.4   |                       |
|      |                             |                             |                                       | RACK            |  |   |                       |
|      |                             |                             |                                       | CP              |  |   |                       |
|      |                             |                             |                                       | FEP             |  |   |                       |
|      |                             |                             |                                       | CP              |  |   |                       |
|      |                             |                             |                                       | 露出<br>埋込        |  |   |                       |
| 1115 | CC-U<br>用水消毒設備<br>コントロールセンタ | M17-1<br>No.1原水ポン<br>プ      | 600V EM-CE<br>14 sq - 3 c<br>端末屋内 x 2 | P&D             | 16.4                                       | 0.4 + 1.0 + 2.6 + 2.2 + 3.1 + 1.8 + 2.3 + 2.0 + 1.0 |                       |
|      |                             |                             |                                       | RACK            | 8.5  | 0.2 + 1.9 + 0.3 + 1.7 + 2.9 + 1.0 + 0.3 + 0.2       |                       |
|      |                             |                             |                                       | CP              | 2.0  | 0.3 + 1.3 + 0.4                                     |                       |
|      |                             |                             | FEP                                   | 62.3            | 2.9 + 2.9 + 14.2 + 17.0 + 15.2 + 6.6 + 3.5 |   |                       |
|      |                             |                             | EM-IE<br>HIVE                         | 3.5 sq<br>28 mm | CP   | 2.0   | 0.3 + 1.3 + 0.4       |
|      |                             |                             | 露出<br>埋込                              | 2.7             | 0.3 + (2.4)                                |   |                       |
|      |                             |                             |                                       |                 |  |   |                       |
| 1116 | CC-U<br>用水消毒設備<br>コントロールセンタ | M17-2<br>No.2原水ポン<br>プ      | 600V EM-CE<br>14 sq - 3 c<br>端末屋内 x 2 | P&D             | 16.4                                       | 0.4 + 1.0 + 2.6 + 2.2 + 3.1 + 1.8 + 2.3 + 2.0 + 1.0 |                       |
|      |                             |                             |                                       | RACK            | 8.5  | 0.2 + 1.9 + 0.3 + 1.7 + 2.9 + 1.0 + 0.3 + 0.2       |                       |
|      |                             |                             |                                       | CP              | 2.7  | 0.3 + 1.3 + 0.7 + 0.4                               |                       |
|      |                             |                             | FEP                                   | 62.3            | 2.9 + 2.9 + 14.2 + 17.0 + 15.2 + 6.6 + 3.5 |   |                       |
|      |                             |                             | EM-IE<br>HIVE                         | 3.5 sq<br>28 mm | CP   | 2.7   | 0.3 + 1.3 + 0.7 + 0.4 |
|      |                             |                             | 露出<br>埋込                              | 2.7             | 0.3 + (2.4)                                |   |                       |
|      |                             |                             |                                       |                 |  |   |                       |

| N o  | 自                           | 至              | 種別・サイズ・本数                          | 経路    | 合計     | 計 算   |     |                              |
|------|-----------------------------|----------------|------------------------------------|-------|--------|---|-----|------------------------------|
| 1117 | CC-U<br>用水消毒設備<br>コントロールセンタ | No.3原水ポン<br>プ  | 600V EM-CE 14 sq - 3 c<br>端末屋内 x 2 | P&D   | 16.4   | 0.4 + 1.0 + 2.6 + 2.2 + 3.1 + 1.8 + 2.3 + 2.0 + 1.0             |     |                              |
|      |                             |                |                                    | RACK  | 10.3   | 0.2 + 1.9 + 0.3 + 1.7 + 2.9 + 1.0 + 0.3 + 0.2 + 0.5 + 0.4 + 0.9 |     |                              |
|      |                             |                |                                    | CP    | 3.0    | 0.3 + 2.4 + 0.3   |     |                              |
|      |                             |                |                                    | FEP   | 62.3   | 2.9 + 2.9 + 14.2 + 17.0 + 15.2 + 6.6 + 3.5                      |     |                              |
|      |                             |                |                                    | EM-IE | 5.5 sq | CP  | 3.0 | 0.3 + 2.4 + 0.3              |
|      |                             |                |                                    | HIVE  | 28 mm  | 露出  | 5.4 | 0.3 + (2.4)+ 2.4 + 0.3       |
|      |                             | 埋込             |                                    |       |        |   |     |                              |
| 1118 | RY-U<br>用水消毒設備<br>補助継電器盤    | No.3原水ポン<br>プ  | EM-CEE 1.25 sq - 4 c               | P&D   | 15.4   | 0.4 + 2.6 + 2.2 + 3.1 + 1.8 + 2.3 + 2.0 + 1.0                   |     |                              |
|      |                             |                |                                    | RACK  | 10.3   | 0.2 + 1.9 + 0.3 + 1.7 + 2.9 + 1.0 + 0.3 + 0.2 + 0.5 + 0.4 + 0.9 |     |                              |
|      |                             |                |                                    | CP    | 3.0    | 0.3 + 2.4 + 0.3   |     |                              |
|      |                             |                |                                    | FEP   | 62.3   | 2.9 + 2.9 + 14.2 + 17.0 + 15.2 + 6.6 + 3.5                      |     |                              |
|      |                             |                |                                    | CP    |        |   |     |                              |
|      |                             |                |                                    | HIVE  | 22 mm  | 露出  | 5.4 | 0.3 + (2.4)+ 2.4 + 0.3       |
|      |                             | 埋込             |                                    |       |        |   |     |                              |
| 1119 | CC-U<br>用水消毒設備<br>コントロールセンタ | No.4原水ポン<br>プ  | 600V EM-CE 14 sq - 3 c<br>端末屋内 x 2 | P&D   | 16.4   | 0.4 + 1.0 + 2.6 + 2.2 + 3.1 + 1.8 + 2.3 + 2.0 + 1.0             |     |                              |
|      |                             |                |                                    | RACK  | 10.3   | 0.2 + 1.9 + 0.3 + 1.7 + 2.9 + 1.0 + 0.3 + 0.2 + 0.5 + 0.4 + 0.9 |     |                              |
|      |                             |                |                                    | CP    | 3.7    | 0.3 + 2.4 + 0.7 + 0.3   |     |                              |
|      |                             |                |                                    | FEP   | 62.3   | 2.9 + 2.9 + 14.2 + 17.0 + 15.2 + 6.6 + 3.5                      |     |                              |
|      |                             |                |                                    | EM-IE | 5.5 sq | CP  | 3.7 | 0.3 + 2.4 + 0.7 + 0.3        |
|      |                             |                |                                    | HIVE  | 28 mm  | 露出  | 6.1 | 0.3 + (2.4)+ 2.4 + 0.7 + 0.3 |
|      |                             | 埋込             |                                    |       |        |   |     |                              |
| 1120 | RY-U<br>用水消毒設備<br>補助継電器盤    | No.4原水ポン<br>プ  | EM-CEE 1.25 sq - 4 c               | P&D   | 15.4   | 0.4 + 2.6 + 2.2 + 3.1 + 1.8 + 2.3 + 2.0 + 1.0                   |     |                              |
|      |                             |                |                                    | RACK  | 10.3   | 0.2 + 1.9 + 0.3 + 1.7 + 2.9 + 1.0 + 0.3 + 0.2 + 0.5 + 0.4 + 0.9 |     |                              |
|      |                             |                |                                    | CP    | 3.7    | 0.3 + 2.4 + 0.7 + 0.3   |     |                              |
|      |                             |                |                                    | FEP   | 62.3   | 2.9 + 2.9 + 14.2 + 17.0 + 15.2 + 6.6 + 3.5                      |     |                              |
|      |                             |                |                                    | CP    |        |   |     |                              |
|      |                             |                |                                    | HIVE  | 22 mm  | 露出  | 6.1 | 0.3 + (2.4)+ 2.4 + 0.7 + 0.3 |
|      |                             | 埋込             |                                    |       |        |   |     |                              |
| 1121 | RY-U<br>用水消毒設備<br>補助継電器盤    | No.2砂ろ過流<br>入弁 | EM-CEE 1.25 sq - 3 c               | P&D   | 15.4   | 0.4 + 2.6 + 2.2 + 3.1 + 1.8 + 2.3 + 2.0 + 1.0                   |     |                              |
|      |                             |                |                                    | RACK  | 7.6    | 0.2 + 1.9 + 0.3 + 1.7 + 2.9 + 0.6                               |     |                              |
|      |                             |                |                                    | CP    | 1.0    | 0.2 + 0.8   |     |                              |
|      |                             |                |                                    | FEP   | 62.3   | 2.9 + 2.9 + 14.2 + 17.0 + 15.2 + 6.6 + 3.5                      |     |                              |
|      |                             |                |                                    | CP    |        |   |     |                              |
|      |                             |                |                                    | HIVE  | 22 mm  | 露出  | 3.4 | 0.2 + (2.4)+ 0.8             |
|      |                             | 埋込             |                                    |       |        |   |     |                              |

用水消毒設備（更新）（ 3/ 10）

拾い出し根拠表

[電気設備更新 2期工事（補助）]

| N o  | 自                   | 至                       | 種別・サイズ・本数                      | 経路   | 合計   | 計 算   |
|------|---------------------|-------------------------|--------------------------------|------|------|---|
| 1122 | 用水消毒設備<br>コントロールセンタ | LP19<br>原水ポンプ 現<br>場操作盤 | EM-CEE 2 sq - 2 cx 3           | P&D  | 16.4 | 0.4 + 1.0 + 2.6 + 2.2 + 3.1 + 1.8 + 2.3 + 2.0 + 1.0                   |
|      |                     |                         |                                | RACK | 12.0 | 0.2 + 1.9 + 0.3 + 1.7 + 2.9 + 1.0 + 0.3 + 0.2 + 0.5 + 0.4 + 0.9 + 1.7 |
|      |                     |                         |                                | CP   | 2.0  | 0.3 + 1.7   |
|      |                     |                         | EM-IE 3.5 sq<br>HIVE 42 mm x 3 | FEP  | 62.3 | 2.9 + 2.9 + 14.2 + 17.0 + 15.2 + 6.6 + 3.5                            |
|      |                     |                         |                                | CP   | 2.0  | 0.3 + 1.7   |
|      |                     |                         |                                | 露出   | 2.7  | 0.3 + (2.4)   |
|      |                     |                         |                                | 埋込   |      |   |
| 1123 | 用水消毒設備<br>コントロールセンタ | LP19<br>原水ポンプ 現<br>場操作盤 | EM-CEE 1.25 sq - 10 c          | P&D  | 16.4 | 0.4 + 1.0 + 2.6 + 2.2 + 3.1 + 1.8 + 2.3 + 2.0 + 1.0                   |
|      |                     |                         |                                | RACK | 12.0 | 0.2 + 1.9 + 0.3 + 1.7 + 2.9 + 1.0 + 0.3 + 0.2 + 0.5 + 0.4 + 0.9 + 1.7 |
|      |                     |                         |                                | CP   | 2.0  | 0.3 + 1.7   |
|      |                     |                         | HIVE 36 mm x 2                 | FEP  | 62.3 | 2.9 + 2.9 + 14.2 + 17.0 + 15.2 + 6.6 + 3.5                            |
|      |                     |                         |                                | CP   |      |   |
|      |                     |                         |                                | 露出   | 2.7  | 0.3 + (2.4)   |
|      |                     |                         |                                | 埋込   |      |   |
| 1124 | 用水消毒設備<br>コントロールセンタ | LP19<br>原水ポンプ 現<br>場操作盤 | EM-CEE 1.25 sq - 3 cx 3        | P&D  | 16.4 | 0.4 + 1.0 + 2.6 + 2.2 + 3.1 + 1.8 + 2.3 + 2.0 + 1.0                   |
|      |                     |                         |                                | RACK | 12.0 | 0.2 + 1.9 + 0.3 + 1.7 + 2.9 + 1.0 + 0.3 + 0.2 + 0.5 + 0.4 + 0.9 + 1.7 |
|      |                     |                         |                                | CP   | 2.0  | 0.3 + 1.7   |
|      |                     |                         | HIVE 28 mm x 2                 | FEP  | 62.3 | 2.9 + 2.9 + 14.2 + 17.0 + 15.2 + 6.6 + 3.5                            |
|      |                     |                         |                                | CP   |      |   |
|      |                     |                         |                                | 露出   | 2.7  | 0.3 + (2.4)   |
|      |                     |                         |                                | 埋込   |      |   |
| 1125 | 用水消毒設備<br>補助継電器盤    | LP19<br>原水ポンプ 現<br>場操作盤 | EM-CEE 1.25 sq - 20 c          | P&D  | 15.4 | 0.4 + 2.6 + 2.2 + 3.1 + 1.8 + 2.3 + 2.0 + 1.0                         |
|      |                     |                         |                                | RACK | 12.0 | 0.2 + 1.9 + 0.3 + 1.7 + 2.9 + 1.0 + 0.3 + 0.2 + 0.5 + 0.4 + 0.9 + 1.7 |
|      |                     |                         |                                | CP   | 2.0  | 0.3 + 1.7   |
|      |                     |                         | HIVE                           | FEP  | 62.3 | 2.9 + 2.9 + 14.2 + 17.0 + 15.2 + 6.6 + 3.5                            |
|      |                     |                         |                                | CP   |      |   |
|      |                     |                         |                                | 露出   |      |   |
|      |                     |                         |                                | 埋込   |      |   |
| 1126 | 用水消毒設備<br>補助継電器盤    | LP19<br>原水ポンプ 現<br>場操作盤 | EM-CEE 1.25 sq - 15 c          | P&D  | 15.4 | 0.4 + 2.6 + 2.2 + 3.1 + 1.8 + 2.3 + 2.0 + 1.0                         |
|      |                     |                         |                                | RACK | 12.0 | 0.2 + 1.9 + 0.3 + 1.7 + 2.9 + 1.0 + 0.3 + 0.2 + 0.5 + 0.4 + 0.9 + 1.7 |
|      |                     |                         |                                | CP   | 2.0  | 0.3 + 1.7   |
|      |                     |                         | HIVE                           | FEP  | 62.3 | 2.9 + 2.9 + 14.2 + 17.0 + 15.2 + 6.6 + 3.5                            |
|      |                     |                         |                                | CP   |      |   |
|      |                     |                         |                                | 露出   |      |   |
|      |                     |                         |                                | 埋込   |      |   |

用水消毒設備（更新）（ 4/ 10）

拾い出し根拠表

[電気設備更新 2期工事（補助）]

| No   | 自                        | 至                       | 種別・サイズ・本数                   | 経路   | 合計   | 計 算   |
|------|--------------------------|-------------------------|-----------------------------|------|------|---|
| 1127 | RY-U<br>用水消毒設備<br>補助継電器盤 | LP19<br>原水ホップ 現<br>場操作盤 | EM-CEE<br>1.25 sq - 10 cx 4 | P&D  | 15.4 | 0.4 + 2.6 + 2.2 + 3.1 + 1.8 + 2.3 + 2.0 + 1.0                         |
|      |                          |                         |                             | RACK | 12.0 | 0.2 + 1.9 + 0.3 + 1.7 + 2.9 + 1.0 + 0.3 + 0.2 + 0.5 + 0.4 + 0.9 + 1.7 |
|      |                          |                         |                             | CP   | 2.0  | 0.3 + 1.7   |
|      |                          |                         |                             | FEP  | 62.3 | 2.9 + 2.9 + 14.2 + 17.0 + 15.2 + 6.6 + 3.5                            |
|      |                          |                         |                             | CP   |      |   |
|      |                          |                         |                             | 露出   |      |   |
|      |                          |                         |                             | 埋込   |      |   |
| 1128 | RY-U<br>用水消毒設備<br>補助継電器盤 | LP19<br>原水ホップ 現<br>場操作盤 | EM-CEE<br>1.25 sq - 6 cx 4  | P&D  | 15.4 | 0.4 + 2.6 + 2.2 + 3.1 + 1.8 + 2.3 + 2.0 + 1.0                         |
|      |                          |                         |                             | RACK | 12.0 | 0.2 + 1.9 + 0.3 + 1.7 + 2.9 + 1.0 + 0.3 + 0.2 + 0.5 + 0.4 + 0.9 + 1.7 |
|      |                          |                         |                             | CP   | 2.0  | 0.3 + 1.7   |
|      |                          |                         |                             | FEP  | 62.3 | 2.9 + 2.9 + 14.2 + 17.0 + 15.2 + 6.6 + 3.5                            |
|      |                          |                         |                             | CP   |      |   |
|      |                          |                         |                             | 露出   |      |   |
|      |                          |                         |                             | 埋込   |      |   |
| 1129 | RY-U<br>用水消毒設備<br>補助継電器盤 | LP19<br>原水ホップ 現<br>場操作盤 | EM-CEE<br>1.25 sq - 5 c     | P&D  | 15.4 | 0.4 + 2.6 + 2.2 + 3.1 + 1.8 + 2.3 + 2.0 + 1.0                         |
|      |                          |                         |                             | RACK | 12.0 | 0.2 + 1.9 + 0.3 + 1.7 + 2.9 + 1.0 + 0.3 + 0.2 + 0.5 + 0.4 + 0.9 + 1.7 |
|      |                          |                         |                             | CP   | 2.0  | 0.3 + 1.7   |
|      |                          |                         |                             | FEP  | 62.3 | 2.9 + 2.9 + 14.2 + 17.0 + 15.2 + 6.6 + 3.5                            |
|      |                          |                         |                             | CP   |      |   |
|      |                          |                         |                             | 露出   |      |   |
|      |                          |                         |                             | 埋込   |      |   |
| 1130 | RY-U<br>用水消毒設備<br>補助継電器盤 | LP19<br>原水ホップ 現<br>場操作盤 | EM-CEE<br>1.25 sq - 4 c     | P&D  | 15.4 | 0.4 + 2.6 + 2.2 + 3.1 + 1.8 + 2.3 + 2.0 + 1.0                         |
|      |                          |                         |                             | RACK | 12.0 | 0.2 + 1.9 + 0.3 + 1.7 + 2.9 + 1.0 + 0.3 + 0.2 + 0.5 + 0.4 + 0.9 + 1.7 |
|      |                          |                         |                             | CP   | 2.0  | 0.3 + 1.7   |
|      |                          |                         |                             | FEP  | 62.3 | 2.9 + 2.9 + 14.2 + 17.0 + 15.2 + 6.6 + 3.5                            |
|      |                          |                         |                             | CP   |      |   |
|      |                          |                         |                             | 露出   |      |   |
|      |                          |                         |                             | 埋込   |      |   |
| 1131 | RY-U<br>用水消毒設備<br>補助継電器盤 | LP19<br>原水ホップ 現<br>場操作盤 | EM-CEE<br>1.25 sq - 3 cx 3  | P&D  | 15.4 | 0.4 + 2.6 + 2.2 + 3.1 + 1.8 + 2.3 + 2.0 + 1.0                         |
|      |                          |                         |                             | RACK | 12.0 | 0.2 + 1.9 + 0.3 + 1.7 + 2.9 + 1.0 + 0.3 + 0.2 + 0.5 + 0.4 + 0.9 + 1.7 |
|      |                          |                         |                             | CP   | 2.0  | 0.3 + 1.7   |
|      |                          |                         |                             | FEP  | 62.3 | 2.9 + 2.9 + 14.2 + 17.0 + 15.2 + 6.6 + 3.5                            |
|      |                          |                         |                             | CP   |      |   |
|      |                          |                         |                             | 露出   |      |   |
|      |                          |                         |                             | 埋込   |      |   |

用水消毒設備（更新）（ 5/ 10）

拾い出し根拠表

[電気設備更新 2期工事（補助）]

| No   | 自                           | 至                                 | 種別・サイズ・本数                   | 経路   | 合計   | 計 算   |
|------|-----------------------------|-----------------------------------|-----------------------------|------|------|---|
| 1132 | RY-U<br>用水消毒設備<br>補助継電器盤    | LP19<br>原水ポンプ 現場<br>操作盤           | EM-CEE<br>1.25 sq - 2 cx 9  | P&D  | 15.4 | 0.4 + 2.6 + 2.2 + 3.1 + 1.8 + 2.3 + 2.0 + 1.0                         |
|      |                             |                                   |                             | RACK | 12.0 | 0.2 + 1.9 + 0.3 + 1.7 + 2.9 + 1.0 + 0.3 + 0.2 + 0.5 + 0.4 + 0.9 + 1.7 |
|      |                             |                                   |                             | CP   | 2.0  | 0.3 + 1.7   |
|      |                             |                                   |                             | FEP  | 62.3 | 2.9 + 2.9 + 14.2 + 17.0 + 15.2 + 6.6 + 3.5                            |
|      |                             |                                   | CP                          |      |      |   |
|      |                             |                                   | 露出                          |      |      |   |
|      |                             |                                   | 埋込                          |      |      |   |
| 1133 | CC-U<br>用水消毒設備<br>コントロールセンタ | LP19B<br>砂ろ過器・原<br>水ポンプ 現場<br>操作盤 | EM-CEE<br>1.25 sq - 8 c     | P&D  | 16.4 | 0.4 + 1.0 + 2.6 + 2.2 + 3.1 + 1.8 + 2.3 + 2.0 + 1.0                   |
|      |                             |                                   |                             | RACK | 9.4  | 0.2 + 1.9 + 0.3 + 1.7 + 2.9 + 1.0 + 0.3 + 0.2 + 0.5 + 0.4             |
|      |                             |                                   |                             | CP   | 0.7  | 0.3 + 0.4   |
|      |                             |                                   |                             | FEP  | 62.3 | 2.9 + 2.9 + 14.2 + 17.0 + 15.2 + 6.6 + 3.5                            |
|      |                             |                                   | EM-IE<br>3.5 sq             | CP   | 0.7  | 0.3 + 0.4   |
|      |                             |                                   | HIVE<br>70 mm               | 露出   | 1.9  | 0.3 + (1.2) + 0.4   |
|      |                             |                                   | 埋込                          |      |      |   |
| 1134 | CC-U<br>用水消毒設備<br>コントロールセンタ | LP19B<br>砂ろ過器・原<br>水ポンプ 現場<br>操作盤 | EM-CEE<br>1.25 sq - 2 cx 2  | P&D  | 16.4 | 0.4 + 1.0 + 2.6 + 2.2 + 3.1 + 1.8 + 2.3 + 2.0 + 1.0                   |
|      |                             |                                   |                             | RACK | 9.4  | 0.2 + 1.9 + 0.3 + 1.7 + 2.9 + 1.0 + 0.3 + 0.2 + 0.5 + 0.4             |
|      |                             |                                   |                             | CP   | 0.7  | 0.3 + 0.4   |
|      |                             |                                   |                             | FEP  | 62.3 | 2.9 + 2.9 + 14.2 + 17.0 + 15.2 + 6.6 + 3.5                            |
|      |                             |                                   | CP                          |      |      |   |
|      |                             |                                   | 露出                          |      |      |   |
|      |                             |                                   | 埋込                          |      |      |   |
| 1135 | CC-U<br>用水消毒設備<br>コントロールセンタ | LP19B<br>砂ろ過器・原<br>水ポンプ 現場<br>操作盤 | EM-CEE<br>2 sq - 2 cx 2     | P&D  | 16.4 | 0.4 + 1.0 + 2.6 + 2.2 + 3.1 + 1.8 + 2.3 + 2.0 + 1.0                   |
|      |                             |                                   |                             | RACK | 9.4  | 0.2 + 1.9 + 0.3 + 1.7 + 2.9 + 1.0 + 0.3 + 0.2 + 0.5 + 0.4             |
|      |                             |                                   |                             | CP   | 0.7  | 0.3 + 0.4   |
|      |                             |                                   |                             | FEP  | 62.3 | 2.9 + 2.9 + 14.2 + 17.0 + 15.2 + 6.6 + 3.5                            |
|      |                             |                                   | CP                          |      |      |   |
|      |                             |                                   | 露出                          |      |      |   |
|      |                             |                                   | 埋込                          |      |      |   |
| 1136 | RY-U<br>用水消毒設備<br>補助継電器盤    | LP19B<br>砂ろ過器・原<br>水ポンプ 現場<br>操作盤 | EM-CEE<br>1.25 sq - 12 cx 3 | P&D  | 15.4 | 0.4 + 2.6 + 2.2 + 3.1 + 1.8 + 2.3 + 2.0 + 1.0                         |
|      |                             |                                   |                             | RACK | 9.4  | 0.2 + 1.9 + 0.3 + 1.7 + 2.9 + 1.0 + 0.3 + 0.2 + 0.5 + 0.4             |
|      |                             |                                   |                             | CP   | 0.7  | 0.3 + 0.4   |
|      |                             |                                   |                             | FEP  | 62.3 | 2.9 + 2.9 + 14.2 + 17.0 + 15.2 + 6.6 + 3.5                            |
|      |                             |                                   | CP                          |      |      |   |
|      |                             |                                   | 露出                          |      |      |   |
|      |                             |                                   | 埋込                          |      |      |   |

用水消毒設備（更新）（ 6/ 10）

拾い出し根拠表

[電気設備更新 2期工事（補助）]

| N o  | 自                           | 至                                 | 種別・サイズ・本数             | 経路   | 合計   | 計 算   |
|------|-----------------------------|-----------------------------------|-----------------------|------|------|---|
| 1137 | RY-U<br>用水消毒設備<br>補助継電器盤    | LP19B<br>砂ろ過器・原<br>水ポンプ 現場<br>操作盤 | EM-CEE 1.25 sq - 6 c  | P&D  | 15.4 | 0.4 + 2.6 + 2.2 + 3.1 + 1.8 + 2.3 + 2.0 + 1.0                         |
|      |                             |                                   |                       | RACK | 9.4  | 0.2 + 1.9 + 0.3 + 1.7 + 2.9 + 1.0 + 0.3 + 0.2 + 0.5 + 0.4             |
|      |                             |                                   |                       | CP   | 0.7  | 0.3 + 0.4   |
|      |                             |                                   |                       | FEP  | 62.3 | 2.9 + 2.9 + 14.2 + 17.0 + 15.2 + 6.6 + 3.5                            |
|      |                             |                                   |                       | CP   |      |   |
|      |                             |                                   |                       | 露出   |      |   |
|      |                             |                                   |                       | 埋込   |      |   |
| 1138 | CC-U<br>用水消毒設備<br>コントロールセンタ | M20<br>1号自動ストレナ                   | 600V EM-CE 2 sq - 3 c | P&D  | 16.4 | 0.4 + 1.0 + 2.6 + 2.2 + 3.1 + 1.8 + 2.3 + 2.0 + 1.0                   |
|      |                             |                                   |                       | RACK | 7.0  | 0.2 + 1.9 + 0.3 + 1.7 + 2.9   |
|      |                             |                                   |                       | CP   | 2.5  | 0.6 + 0.9 + 0.7 + 0.3   |
|      |                             |                                   |                       | FEP  | 62.3 | 2.9 + 2.9 + 14.2 + 17.0 + 15.2 + 6.6 + 3.5                            |
|      |                             |                                   | EM-IE 3.5 sq          | CP   | 2.5  | 0.6 + 0.9 + 0.7 + 0.3   |
|      |                             |                                   | HIVE 22 mm            | 露出   | 6.0  | 0.6 + (2.4) + 0.9 + 0.7 + 0.3 + (1.1)                                 |
|      |                             |                                   | 埋込                    |      |      |   |
| 1139 | RY-U<br>用水消毒設備<br>補助継電器盤    | 1号自動ストレナ                          | EM-CEE 1.25 sq - 3 c  | P&D  | 15.4 | 0.4 + 2.6 + 2.2 + 3.1 + 1.8 + 2.3 + 2.0 + 1.0                         |
|      |                             |                                   |                       | RACK | 7.0  | 0.2 + 1.9 + 0.3 + 1.7 + 2.9   |
|      |                             |                                   |                       | CP   | 2.5  | 0.6 + 0.9 + 0.7 + 0.3   |
|      |                             |                                   |                       | FEP  | 62.3 | 2.9 + 2.9 + 14.2 + 17.0 + 15.2 + 6.6 + 3.5                            |
|      |                             |                                   | CP                    |      |      |   |
|      |                             |                                   | HIVE 22 mm            | 露出   | 6.0  | 0.6 + (2.4) + 0.9 + 0.7 + 0.3 + (1.1)                                 |
|      |                             |                                   | 埋込                    |      |      |   |
| 1140 | CC-U<br>用水消毒設備<br>コントロールセンタ | 2号自動ストレナ                          | 600V EM-CE 2 sq - 3 c | P&D  | 16.4 | 0.4 + 1.0 + 2.6 + 2.2 + 3.1 + 1.8 + 2.3 + 2.0 + 1.0                   |
|      |                             |                                   |                       | RACK | 12.0 | 0.2 + 1.9 + 0.3 + 1.7 + 2.9 + 1.0 + 0.3 + 0.2 + 0.5 + 0.4 + 0.9 + 1.7 |
|      |                             |                                   |                       | CP   | 2.0  | 0.3 + 0.4 + 0.4 + 0.8 + 0.1   |
|      |                             |                                   |                       | FEP  | 62.3 | 2.9 + 2.9 + 14.2 + 17.0 + 15.2 + 6.6 + 3.5                            |
|      |                             |                                   | EM-IE 3.5 sq          | CP   | 2.0  | 0.3 + 0.4 + 0.4 + 0.8 + 0.1   |
|      |                             |                                   | HIVE 22 mm            | 露出   | 5.5  | 0.3 + (2.4) + 0.4 + 0.4 + 0.8 + 0.1 + (1.1)                           |
|      |                             |                                   | 埋込                    |      |      |   |
| 1141 | RY-U<br>用水消毒設備<br>補助継電器盤    | 2号自動ストレナ                          | EM-CEE 1.25 sq - 3 c  | P&D  | 15.4 | 0.4 + 2.6 + 2.2 + 3.1 + 1.8 + 2.3 + 2.0 + 1.0                         |
|      |                             |                                   |                       | RACK | 12.0 | 0.2 + 1.9 + 0.3 + 1.7 + 2.9 + 1.0 + 0.3 + 0.2 + 0.5 + 0.4 + 0.9 + 1.7 |
|      |                             |                                   |                       | CP   | 2.0  | 0.3 + 0.4 + 0.4 + 0.8 + 0.1   |
|      |                             |                                   |                       | FEP  | 62.3 | 2.9 + 2.9 + 14.2 + 17.0 + 15.2 + 6.6 + 3.5                            |
|      |                             |                                   | CP                    |      |      |   |
|      |                             |                                   | HIVE 22 mm            | 露出   | 5.5  | 0.3 + (2.4) + 0.4 + 0.4 + 0.8 + 0.1 + (1.1)                           |
|      |                             |                                   | 埋込                    |      |      |   |

| N o  | 自                           | 至                                | 種別・サイズ・本数               | 経路   | 合計   | 計 算   |                           |  |
|------|-----------------------------|----------------------------------|-------------------------|------|------|---|---------------------------|--|
| 1142 | CC-U<br>用水消毒設備<br>コントロールセンタ | No.1水処理計<br>装用空気圧縮<br>機          | 600V EM-CE 8 sq - 3 c   | P&D  | 16.4 | 0.4 + 1.0 + 2.6 + 2.2 + 3.1 + 1.8 + 2.3 + 2.0 + 1.0 |                           |  |
|      |                             |                                  |                         | RACK |      |   |                           |  |
|      |                             |                                  |                         | CP   | 4.2  | 2.1 + 1.6 + 0.5                                     |                           |  |
|      |                             |                                  |                         |      |      | FEP   | 62.3                      | 2.9 + 2.9 + 14.2 + 17.0 + 15.2 + 6.6 + 3.5 |
|      |                             |                                  | EM-IE 3.5 sq            |      | CP   | 4.2   | 2.1 + 1.6 + 0.5           |  |
|      |                             |                                  | HIVE 28 mm              |      | 露出   | 4.7   | 2.1 + 1.6 + 0.5 + (0.5)   |  |
|      |                             |                                  | 埋込                      |      |      |   |                           |  |
| 1143 | CC-U<br>用水消毒設備<br>コントロールセンタ | No.2水処理計<br>装用空気圧縮<br>機          | 600V EM-CE 8 sq - 3 c   | P&D  | 16.4 | 0.4 + 1.0 + 2.6 + 2.2 + 3.1 + 1.8 + 2.3 + 2.0 + 1.0 |                           |  |
|      |                             |                                  |                         | RACK |      |   |                           |  |
|      |                             |                                  |                         | CP   | 4.2  | 2.1 + 1.6 + 0.5                                     |                           |  |
|      |                             |                                  |                         |      |      | FEP   | 62.3                      | 2.9 + 2.9 + 14.2 + 17.0 + 15.2 + 6.6 + 3.5 |
|      |                             |                                  | EM-IE 3.5 sq            |      | CP   | 4.2   | 2.1 + 1.6 + 0.5           |  |
|      |                             |                                  | HIVE 28 mm              |      | 露出   | 4.7   | 2.1 + 1.6 + 0.5 + (0.5)   |  |
|      |                             |                                  | 埋込                      |      |      |   |                           |  |
| 1144 | CC-U<br>用水消毒設備<br>コントロールセンタ | 除湿器                              | 600V EM-CE 3.5 sq - 2 c | P&D  | 16.4 | 0.4 + 1.0 + 2.6 + 2.2 + 3.1 + 1.8 + 2.3 + 2.0 + 1.0 |                           |  |
|      |                             |                                  |                         | RACK | 2.1  | 0.2 + 1.9   |                           |  |
|      |                             |                                  |                         | CP   | 1.2  | 0.3 + 0.9   |                           |  |
|      |                             |                                  |                         |      |      | FEP   | 62.3                      | 2.9 + 2.9 + 14.2 + 17.0 + 15.2 + 6.6 + 3.5 |
|      |                             |                                  | EM-IE 3.5 sq            |      | CP   | 1.2   | 0.3 + 0.9                 |  |
|      |                             |                                  | HIVE 22 mm              |      | 露出   | 4.1   | 0.3 + (2.4) + 0.9 + (0.5) |  |
|      |                             |                                  | 埋込                      |      |      |   |                           |  |
| 1145 | RY-U<br>用水消毒設備<br>補助継電器盤    | 空気配管圧力<br>検出                     | EM-CEE 1.25 sq - 3 cx 2 | P&D  | 15.4 | 0.4 + 2.6 + 2.2 + 3.1 + 1.8 + 2.3 + 2.0 + 1.0       |                           |  |
|      |                             |                                  |                         | RACK |      |   |                           |  |
|      |                             |                                  |                         | CP   | 4.2  | 2.1 + 1.6 + 0.5                                     |                           |  |
|      |                             |                                  |                         |      |      | FEP   | 62.3                      | 2.9 + 2.9 + 14.2 + 17.0 + 15.2 + 6.6 + 3.5 |
|      |                             |                                  |                         |      |      | CP  |                           |  |
|      |                             |                                  | HIVE 36 mm              |      | 露出   | 4.7   | 2.1 + 1.6 + 0.5 + (0.5)   |  |
|      |                             |                                  | 埋込                      |      |      |   |                           |  |
| 1146 | CC-U<br>用水消毒設備<br>コントロールセンタ | LP21<br>水処理計装用<br>空気圧縮機現<br>場操作盤 | EM-CEE 1.25 sq - 10 c   | P&D  | 16.4 | 0.4 + 1.0 + 2.6 + 2.2 + 3.1 + 1.8 + 2.3 + 2.0 + 1.0 |                           |  |
|      |                             |                                  |                         | RACK | 2.1  | 0.2 + 1.9   |                           |  |
|      |                             |                                  |                         | CP   | 0.7  | 0.3 + 0.4   |                           |  |
|      |                             |                                  |                         |      |      | FEP   | 62.3                      | 2.9 + 2.9 + 14.2 + 17.0 + 15.2 + 6.6 + 3.5 |
|      |                             |                                  | EM-IE 3.5 sq            |      | CP   | 0.7   | 0.3 + 0.4                 |  |
|      |                             |                                  | HIVE 70 mm              |      | 露出   | 3.1   | 0.3 + (2.4) + 0.4         |  |
|      |                             |                                  | 埋込                      |      |      |   |                           |  |

用水消毒設備（更新）（ 8/ 10）

拾い出し根拠表

[電気設備更新 2期工事（補助）]

| No   | 自                   | 至                                | 種別・サイズ・本数                        | 経路   | 合計   | 計 算   |
|------|---------------------|----------------------------------|----------------------------------|------|------|---|
| 1147 | 用水消毒設備<br>コントロールセンタ | LP21<br>水処理計装用<br>空気圧縮機現<br>場操作盤 | EM-CEE<br>1.25 sq - 2 cx 2       | P&D  | 16.4 | 0.4 + 1.0 + 2.6 + 2.2 + 3.1 + 1.8 + 2.3 + 2.0 + 1.0 |
|      |                     |                                  |                                  | RACK | 2.1  | 0.2 + 1.9   |
|      |                     |                                  |                                  | CP   | 0.7  | 0.3 + 0.4   |
|      |                     |                                  |                                  | FEP  | 62.3 | 2.9 + 2.9 + 14.2 + 17.0 + 15.2 + 6.6 + 3.5          |
|      |                     |                                  |                                  | CP   |      |   |
|      |                     |                                  |                                  | 露出   |      |   |
| 1148 | 用水消毒設備<br>コントロールセンタ | LP21<br>水処理計装用<br>空気圧縮機現<br>場操作盤 | EM-CEE<br>2 sq - 2 cx 2          | P&D  | 16.4 | 0.4 + 1.0 + 2.6 + 2.2 + 3.1 + 1.8 + 2.3 + 2.0 + 1.0 |
|      |                     |                                  |                                  | RACK | 2.1  | 0.2 + 1.9   |
|      |                     |                                  |                                  | CP   | 0.7  | 0.3 + 0.4   |
|      |                     |                                  |                                  | FEP  | 62.3 | 2.9 + 2.9 + 14.2 + 17.0 + 15.2 + 6.6 + 3.5          |
|      |                     |                                  |                                  | CP   |      |   |
|      |                     |                                  |                                  | 露出   |      |   |
| 1149 | 用水消毒設備<br>補助継電器盤    | LP21<br>水処理計装用<br>空気圧縮機現<br>場操作盤 | EM-CEE<br>1.25 sq - 20 c         | P&D  | 15.4 | 0.4 + 2.6 + 2.2 + 3.1 + 1.8 + 2.3 + 2.0 + 1.0       |
|      |                     |                                  |                                  | RACK | 2.1  | 0.2 + 1.9   |
|      |                     |                                  |                                  | CP   | 0.7  | 0.3 + 0.4   |
|      |                     |                                  |                                  | FEP  | 62.3 | 2.9 + 2.9 + 14.2 + 17.0 + 15.2 + 6.6 + 3.5          |
|      |                     |                                  |                                  | CP   |      |   |
|      |                     |                                  |                                  | 露出   |      |   |
| 1150 | 用水消毒設備<br>コントロールセンタ | 2号アフタークーラ                        | 600V EM-CE<br>2 sq - 3 c         | P&D  | 16.4 | 0.4 + 1.0 + 2.6 + 2.2 + 3.1 + 1.8 + 2.3 + 2.0 + 1.0 |
|      |                     |                                  |                                  | RACK | 2.1  | 0.2 + 1.9   |
|      |                     |                                  |                                  | CP   | 1.4  | 0.3 + 0.9 + 0.2                                     |
|      |                     |                                  | EM-IE<br>3.5 sq<br>HIVE<br>22 mm | FEP  | 62.3 | 2.9 + 2.9 + 14.2 + 17.0 + 15.2 + 6.6 + 3.5          |
|      |                     |                                  |                                  | CP   | 1.4  | 0.3 + 0.9 + 0.2                                     |
|      |                     |                                  |                                  | 露出   | 4.3  | 0.3 + (2.4) + 0.9 + 0.2 + (0.5)                     |
| 1151 | 用水消毒設備<br>コントロールセンタ | M15<br>雑用水自動給<br>水装置<br>端末屋内 x 2 | 600V EM-CE<br>38 sq - 3 c        | P&D  | 16.4 | 0.4 + 1.0 + 2.6 + 2.2 + 3.1 + 1.8 + 2.3 + 2.0 + 1.0 |
|      |                     |                                  |                                  | RACK | 4.1  | 0.2 + 1.9 + 0.3 + 1.7                               |
|      |                     |                                  |                                  | CP   | 1.5  | 0.2 + 0.6 + 0.3 + 0.4                               |
|      |                     |                                  | EM-IE<br>8 sq<br>HIVE<br>36 mm   | FEP  | 62.3 | 2.9 + 2.9 + 14.2 + 17.0 + 15.2 + 6.6 + 3.5          |
|      |                     |                                  |                                  | CP   | 1.5  | 0.2 + 0.6 + 0.3 + 0.4                               |
|      |                     |                                  |                                  | 露出   | 2.7  | 0.2 + 0.6 + (1.2) + 0.3 + 0.4                       |
| 埋込   |                     |                                  |                                  |      |      |   |

| N o  | 自                   | 至                      | 種別・サイズ・本数                              | 経路           | 合計   | 計 算   |   |
|------|---------------------|------------------------|--|--------------|------|---|---|
| 1152 | 用水消毒設備<br>コントロールセンタ | LPM54<br>塩混棟保守用<br>電源盤 | 600V EM-CE 14 sq - 3 c<br><br>端末屋内 x 2 | P&D          | 16.4 | 0.4 + 1.0 + 2.6 + 2.2 + 3.1 + 1.8 + 2.3 + 2.0 + 1.0                   |   |
|      |                     |                        |  | RACK         | 12.0 | 0.2 + 1.9 + 0.3 + 1.7 + 2.9 + 1.0 + 0.3 + 0.2 + 0.5 + 0.4 + 0.9 + 1.7 |   |
|      |                     |                        |  | CP           | 1.1  | 0.3 + 0.4 + 0.4   |   |
|      |                     |                        |  | FEP          | 62.3 | 2.9 + 2.9 + 14.2 + 17.0 + 15.2 + 6.6 + 3.5                            |   |
|      |                     |                        |  | EM-IE 5.5 sq | CP   | 1.1   | 0.3 + 0.4 + 0.4                           |
|      |                     |                        |  | HIVE 28 mm   | 露出   | 2.3   | 0.3 + (1.2) + 0.4 + 0.4                   |
|      |                     |                        | 埋込                                     |              |      |   |   |
| 1153 | 用水消毒設備<br>補助継電器盤    | No.1砂ろ過器<br>電磁弁箱       | EM-CEE 1.25 sq - 10 c                  | P&D          | 15.4 | 0.4 + 2.6 + 2.2 + 3.1 + 1.8 + 2.3 + 2.0 + 1.0                         |   |
|      |                     |                        |  | RACK         | 8.3  | 0.2 + 1.9 + 0.3 + 1.7 + 2.9 + 1.0 + 0.3                               |   |
|      |                     |                        |  | CP           | 5.3  | 0.3 + 3.5 + 1.5   |   |
|      |                     |                        |  | FEP          | 62.3 | 2.9 + 2.9 + 14.2 + 17.0 + 15.2 + 6.6 + 3.5                            |   |
|      |                     |                        |  | CP           |      |   |   |
|      |                     |                        |  | HIVE 28 mm   | 露出   | 8.9   | 0.3 + (2.4) + 3.5 + 1.5 + (1.2)           |
|      |                     |                        | 埋込                                     |              |      |   |   |
| 1154 | 用水消毒設備<br>補助継電器盤    | No.2砂ろ過器<br>電磁弁箱       | EM-CEE 1.25 sq - 10 c                  | P&D          | 15.4 | 0.4 + 2.6 + 2.2 + 3.1 + 1.8 + 2.3 + 2.0 + 1.0                         |   |
|      |                     |                        |  | RACK         |      |   |   |
|      |                     |                        |  | CP           | 5.4  | 2.1 + 0.6 + 0.3 + 0.8 + 0.4 + 1.2                                     |   |
|      |                     |                        |  | FEP          | 62.3 | 2.9 + 2.9 + 14.2 + 17.0 + 15.2 + 6.6 + 3.5                            |   |
|      |                     |                        |  | CP           |      |   |   |
|      |                     |                        |  | HIVE 28 mm   | 露出   | 6.6   | 2.1 + 0.6 + 0.3 + 0.8 + 0.4 + 1.2 + (1.2) |
|      |                     |                        | 埋込                                     |              |      |   |   |
| 1155 | 用水消毒設備<br>補助継電器盤    | 二次処理水槽<br>LF           | EM-CEE 1.25 sq - 4 c                   | P&D          | 15.4 | 0.4 + 2.6 + 2.2 + 3.1 + 1.8 + 2.3 + 2.0 + 1.0                         |   |
|      |                     |                        |  | RACK         | 9.0  | 0.2 + 1.9 + 0.3 + 1.7 + 2.9 + 1.0 + 0.3 + 0.2 + 0.5                   |   |
|      |                     |                        |  | CP           | 1.6  | 0.7 + 0.2 + 0.7   |   |
|      |                     |                        |  | FEP          | 62.3 | 2.9 + 2.9 + 14.2 + 17.0 + 15.2 + 6.6 + 3.5                            |   |
|      |                     |                        |  | CP           |      |   |   |
|      |                     |                        |  | HIVE 22 mm   | 露出   | 3.1   | 0.7 + (2.4)                               |
|      |                     |                        | 埋込                                     |              |      |   |   |
| 1156 | 用水消毒設備<br>補助継電器盤    | 雑用水槽LF（<br>運転用4P）      | EM-CEE 1.25 sq - 4 c                   | P&D          | 15.4 | 0.4 + 2.6 + 2.2 + 3.1 + 1.8 + 2.3 + 2.0 + 1.0                         |   |
|      |                     |                        |  | RACK         | 2.4  | 0.2 + 1.9 + 0.3   |   |
|      |                     |                        |  | CP           | 5.6  | 0.7 + 1.4 + 3.0 + 0.3 + 0.2   |   |
|      |                     |                        |  | FEP          | 62.3 | 2.9 + 2.9 + 14.2 + 17.0 + 15.2 + 6.6 + 3.5                            |   |
|      |                     |                        |  | CP           |      |   |   |
|      |                     |                        |  | HIVE 22 mm   | 露出   | 3.1   | 0.7 + (2.4)                               |
|      |                     |                        | 埋込                                     |              |      |   |   |

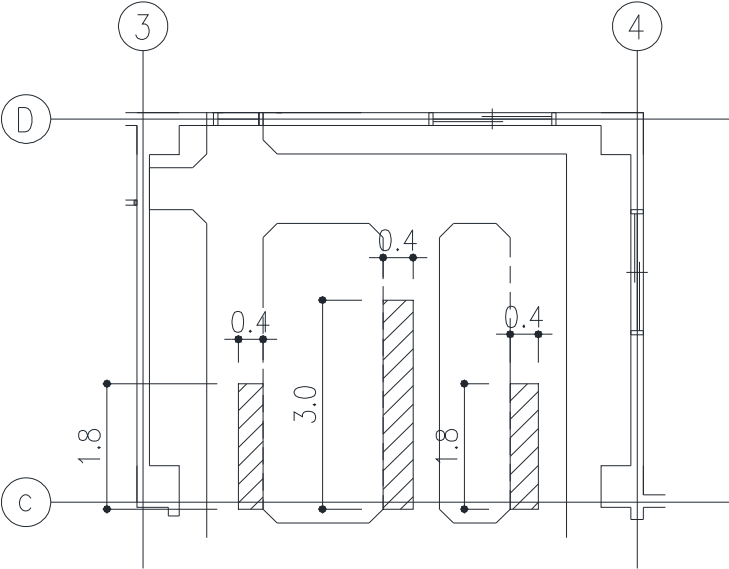
用水消毒設備（更新）（10/10）

拾い出し根拠表

[電気設備更新 2期工事（補助）]

| No   | 自                        | 至                   | 種別・サイズ・本数               | 経路   | 合計   | 計 算   |
|------|--------------------------|---------------------|-------------------------|------|------|---|
| 1157 | RY-U<br>用水消毒設備<br>補助継電器盤 | 雑用水槽LF（<br>警報用2P）   | EM-CEE<br>1.25 sq - 2 c | P&D  | 15.4 | 0.4 + 2.6 + 2.2 + 3.1 + 1.8 + 2.3 + 2.0 + 1.0       |
|      |                          |                     |                         | RACK | 2.4  | 0.2 + 1.9 + 0.3                                     |
|      |                          |                     |                         | CP   | 5.1  | 0.7 + 1.4 + 3.0                                     |
|      |                          |                     |                         | FEP  | 62.3 | 2.9 + 2.9 + 14.2 + 17.0 + 15.2 + 6.6 + 3.5          |
|      |                          |                     | HIVE<br>22 mm           | 露出   | 3.1  | 0.7 + (2.4)   |
|      |                          |                     |                         | 埋込   |      |   |
| 1162 | RY-U<br>用水消毒設備<br>補助継電器盤 | RCS-1<br>コントローラ盤(1) | EM-CEE<br>1.25 sq - 8 c | P&D  | 17.4 | 0.4 + 2.6 + 2.2 + 3.1 + 1.8 + 2.3 + 0.7 + 3.9 + 0.4 |
|      |                          |                     |                         | RACK |      |   |
|      |                          |                     |                         | CP   |      |   |
|      |                          |                     |                         | FEP  |      |   |
|      |                          |                     |                         | CP   |      |   |
|      |                          |                     |                         | 露出   |      |   |
|      |                          |                     |                         | P&D  |      |   |
|      |                          |                     |                         | RACK |      |   |
|      |                          |                     |                         | CP   |      |   |
|      |                          |                     |                         | FEP  |      |   |
|      |                          |                     |                         | CP   |      |   |
|      |                          |                     |                         | 露出   |      |   |
|      |                          |                     |                         | P&D  |      |   |
|      |                          |                     |                         | RACK |      |   |
|      |                          |                     |                         | CP   |      |   |
|      |                          |                     |                         | FEP  |      |   |
|      |                          |                     |                         | CP   |      |   |
|      |                          |                     |                         | 露出   |      |   |
|      |                          |                     |                         | P&D  |      |   |
|      |                          |                     |                         | RACK |      |   |
|      |                          |                     |                         | CP   |      |   |
|      |                          |                     |                         | FEP  |      |   |
|      |                          |                     |                         | CP   |      |   |
|      |                          |                     |                         | 露出   |      |   |
|      |                          |                     |                         | P&D  |      |   |
|      |                          |                     |                         | RACK |      |   |
|      |                          |                     |                         | CP   |      |   |
|      |                          |                     |                         | FEP  |      |   |
|      |                          |                     |                         | CP   |      |   |
|      |                          |                     |                         | 露出   |      |   |
|      |                          |                     |                         | 埋込   |      |   |
|      |                          |                     |                         | P&D  |      |   |
|      |                          |                     |                         | RACK |      |   |
|      |                          |                     |                         | CP   |      |   |
|      |                          |                     |                         | FEP  |      |   |
|      |                          |                     |                         | CP   |      |   |
|      |                          |                     |                         | 露出   |      |   |
|      |                          |                     |                         | 埋込   |      |   |
|      |                          |                     |                         | P&D  |      |   |
|      |                          |                     |                         | RACK |      |   |
|      |                          |                     |                         | CP   |      |   |
|      |                          |                     |                         | FEP  |      |   |
|      |                          |                     |                         | CP   |      |   |
|      |                          |                     |                         | 露出   |      |   |
|      |                          |                     |                         | 埋込   |      |   |
|      |                          |                     |                         | P&D  |      |   |
|      |                          |                     |                         | RACK |      |   |
|      |                          |                     |                         | CP   |      |   |
|      |                          |                     |                         | FEP  |      |   |
|      |                          |                     |                         | CP   |      |   |
|      |                          |                     |                         | 露出   |      |   |
|      |                          |                     |                         | 埋込   |      |   |
|      |                          |                     |                         | P&D  |      |   |
|      |                          |                     |                         | RACK |      |   |

### 複 合 工 計 算 書

| 名 称 | 電気室ピット蓋補修  | 1 式 | 鋼材加工 | ピット蓋 CHPL-4.5t(38.62kg/m <sup>2</sup> )<br>(1.8×0.4+3.0×0.4+1.8×0.4)×38.62 | 計             |
|-----|--|-----|------|--|---------------|
|     | *斜線部は蓋補修箇所を示す。   |     |      |  | 101.957<br>kg |
|     |  |     | 計    |  | 101.957<br>kg |
|     |  |     |      |  |               |
|     |  |     |      |  |               |
|     |  |     |      |  |               |
|     |  |     |      |  |               |
|     |  |     |      |  |               |

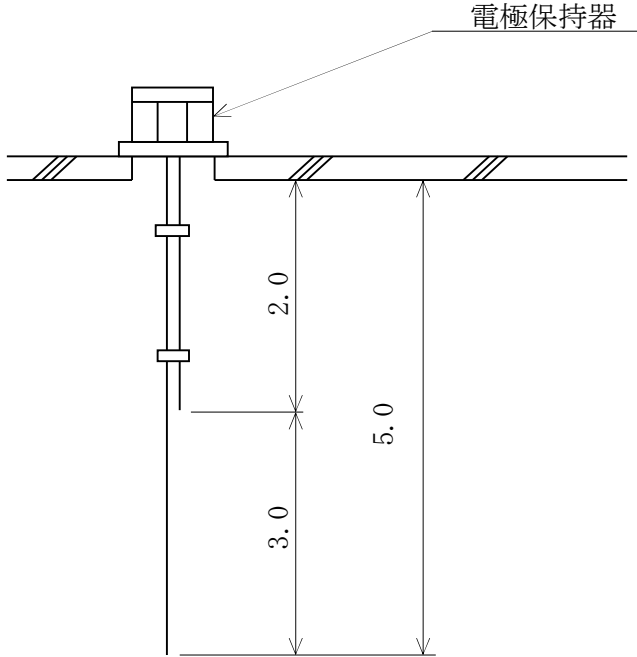
複合工計算書

| 名 称 | 用水消毒設備CC・RY | 1 式 |   |                              | 計           |
|-----|-------------|-----|---|------------------------------|-------------|
|     |             |     | ①溝形鋼<br>[-100×50×5t<br>……9.36kg/m           | 2×2×9.36<br>= 37.44          | 37.44<br>kg |
|     |             |     | ②等辺山形鋼<br>L-50×50×6t<br>……4.43kg/m          | 0.4×3×4.43<br>= 5.316        | 5.316<br>kg |
|     |             |     | ③等辺山形鋼<br>L-40×40×5t<br>……2.95kg/m          | (0.6×2+2.08)×2.95<br>= 9.676 | 9.676<br>kg |
|     |             |     | ④鋼 板<br>200×100×6t<br>…0.942kg/枚            | 6×0.942<br>= 5.652           | 5.652<br>kg |
|     |             |     | ⑤一般構造用<br>炭素鋼鋼管<br>STK 60.5 φ<br>……4.52kg/m | 0.3×6×4.52<br>= 8.136        | 8.136<br>kg |
| 計   |             |     |   | 66.22<br>kg                  |             |

複合工計算書

| 名 称 | 雑用水槽電極（運転用）（4P） | 1ヶ所 | 電極保持器                            | 計<br>1<br>個 |
|-----|-----------------|-----|----------------------------------|-------------|
|     |                 |     | 電極棒<br>$2 + 3 + 4 + 5$<br>$= 14$ | 14<br>m     |
|     |                 |     | セパレータ<br>$3P \times 2 \times 1$  | 2<br>個      |
|     |                 |     |                                  |             |
|     |                 |     |                                  |             |
|     |                 |     |                                  |             |

複 合 工 計 算 書

| 名 称  | 雑用水槽電極（警報用）（2P） | 1ヶ所 | 電極保持器<br>2P                      | 計<br>1<br>個 |
|--|-----------------|-----|----------------------------------|-------------|
|  |                 |     | 電極棒<br>$2 + 5$<br>$= 7$          | 7<br>m      |
|  |                 |     | セパレーター<br>$3P \times 2 \times 1$ | 2<br>個      |
|  |                 |     |                                  |             |
|  |                 |     |                                  |             |
|  |                 |     |                                  |             |

複合工計算書

| 名 称 | 二次処理水槽電極 (4P) | 1ヶ所 | 電極保持器                            | 計<br>1<br>個 |
|-----|---------------|-----|----------------------------------|-------------|
|     |               |     | 電極棒<br>$2 + 3 + 4 + 5$<br>$= 14$ | 14<br>m     |
|     |               |     | セパレーター<br>$3P \times 2 \times 1$ | 2<br>個      |
|     |               |     |                                  |             |
|     |               |     |                                  |             |
|     |               |     |                                  |             |

(移 設) 材 料 集 計 表 - 1

[電気設備更新 2期工事 (補助) ]

|                    | 600V EM-CET |      |      |       |  |  |  |  |  |  |  |  |  |  |  |  |
|--------------------|-------------|------|------|-------|--|--|--|--|--|--|--|--|--|--|--|--|
|                    | 100 sq      |      |      |       |  |  |  |  |  |  |  |  |  |  |  |  |
|                    | P&D         | RACK | CP   | FEP   |  |  |  |  |  |  |  |  |  |  |  |  |
| CMK (13- 1)        | 2.6         |      |      |       |  |  |  |  |  |  |  |  |  |  |  |  |
|                    |             |      |      |       |  |  |  |  |  |  |  |  |  |  |  |  |
|                    |             |      |      |       |  |  |  |  |  |  |  |  |  |  |  |  |
|                    |             |      |      |       |  |  |  |  |  |  |  |  |  |  |  |  |
|                    |             |      |      |       |  |  |  |  |  |  |  |  |  |  |  |  |
|                    |             |      |      |       |  |  |  |  |  |  |  |  |  |  |  |  |
|                    |             |      |      |       |  |  |  |  |  |  |  |  |  |  |  |  |
|                    |             |      |      |       |  |  |  |  |  |  |  |  |  |  |  |  |
|                    |             |      |      |       |  |  |  |  |  |  |  |  |  |  |  |  |
|                    |             |      |      |       |  |  |  |  |  |  |  |  |  |  |  |  |
|                    |             |      |      |       |  |  |  |  |  |  |  |  |  |  |  |  |
|                    |             |      |      |       |  |  |  |  |  |  |  |  |  |  |  |  |
|                    |             |      |      |       |  |  |  |  |  |  |  |  |  |  |  |  |
|                    |             |      |      |       |  |  |  |  |  |  |  |  |  |  |  |  |
|                    |             |      |      |       |  |  |  |  |  |  |  |  |  |  |  |  |
|                    |             |      |      |       |  |  |  |  |  |  |  |  |  |  |  |  |
|                    |             |      |      |       |  |  |  |  |  |  |  |  |  |  |  |  |
|                    |             |      |      |       |  |  |  |  |  |  |  |  |  |  |  |  |
|                    |             |      |      |       |  |  |  |  |  |  |  |  |  |  |  |  |
|                    |             |      |      |       |  |  |  |  |  |  |  |  |  |  |  |  |
|                    |             |      |      |       |  |  |  |  |  |  |  |  |  |  |  |  |
|                    |             |      |      |       |  |  |  |  |  |  |  |  |  |  |  |  |
|                    |             |      |      |       |  |  |  |  |  |  |  |  |  |  |  |  |
| 合計値 (A)            | 2.6         |      |      |       |  |  |  |  |  |  |  |  |  |  |  |  |
| 補完率 (B)            |             | 1.1  |      |       |  |  |  |  |  |  |  |  |  |  |  |  |
| (C)=(A) × (B)      | 2.86        |      |      |       |  |  |  |  |  |  |  |  |  |  |  |  |
| 移設数量 (D)=Σ (C)     |             | 2.86 |      |       |  |  |  |  |  |  |  |  |  |  |  |  |
| 電工単位工量(E)=(E0) × K | 0.088       | 0.13 | 0.11 | 0.099 |  |  |  |  |  |  |  |  |  |  |  |  |
| 電工量 (C) × (E)      | 0.251       |      |      |       |  |  |  |  |  |  |  |  |  |  |  |  |

C- 1 / 1 (K= 1.0)

電工量小計= 0.251



用水消毒設備（更新）（ 1/ 1）

拾い出し根拠表

[電気設備更新 2期工事（補助）]

| No     | 自                                 | 至                           | 種別・サイズ・本数          | 経路   | 合計  | 計 算       |
|--------|-----------------------------------|-----------------------------|--------------------|------|-----|-----------|
| M 1004 | LC-01<br>動力・照明主<br>幹盤(再布設<br>点※A) | CC-U<br>用水消毒設備<br>コントロールセンタ | 600V EM-CET 100 sq | P&D  | 2.6 | 2.2 + 0.4 |
|        |                                   |                             |                    | RACK |     |           |
|        |                                   |                             |                    | CP   |     |           |
|        |                                   |                             |                    | FEP  |     |           |
|        |                                   |                             |                    | CP   |     |           |
|        |                                   |                             |                    | 露出   |     |           |
|        |                                   |                             |                    | 埋込   |     |           |
|        |                                   |                             |                    | P&D  |     |           |
|        |                                   |                             |                    | RACK |     |           |
|        |                                   |                             |                    | CP   |     |           |
|        |                                   |                             |                    | FEP  |     |           |
|        |                                   |                             |                    | CP   |     |           |
|        |                                   |                             |                    | 露出   |     |           |
|        |                                   |                             |                    | 埋込   |     |           |
|        |                                   |                             |                    | P&D  |     |           |
|        |                                   |                             |                    | RACK |     |           |
|        |                                   |                             |                    | CP   |     |           |
|        |                                   |                             |                    | FEP  |     |           |
|        |                                   |                             |                    | CP   |     |           |
|        |                                   |                             |                    | 露出   |     |           |
|        |                                   |                             |                    | 埋込   |     |           |
|        |                                   |                             |                    | P&D  |     |           |
|        |                                   |                             |                    | RACK |     |           |
|        |                                   |                             |                    | CP   |     |           |
|        |                                   |                             |                    | FEP  |     |           |
|        |                                   |                             |                    | CP   |     |           |
|        |                                   |                             |                    | 露出   |     |           |
|        |                                   |                             |                    | 埋込   |     |           |
|        |                                   |                             |                    | P&D  |     |           |
|        |                                   |                             |                    | RACK |     |           |
|        |                                   |                             |                    | CP   |     |           |
|        |                                   |                             |                    | FEP  |     |           |
|        |                                   |                             |                    | CP   |     |           |
|        |                                   |                             |                    | 露出   |     |           |
|        |                                   |                             |                    | 埋込   |     |           |

用水消毒設備 (撤去) ( 1/ 1)

(撤去)据付工集計表

[電気設備更新 2期工事 (補助)]

| 機器名称                  | 形状              | 単位 | 数量 | 技術者              |           | 電工              |        | 技術者単体調整 |    | 特殊作業員 |    | 歩掛<br>ページ | 機器重量(t) |      | 備考                              |
|-----------------------|-----------------|----|----|------------------|-----------|-----------------|--------|---------|----|-------|----|-----------|---------|------|---------------------------------|
|                       |                 |    |    | 単位工量             | 工量        | 単位工量            | 工量     | 単位工量    | 工量 | 単位工量  | 工量 |           | 単位重量    | 重量   |                                 |
| 水処理設備<br>コントロールセンタ(1) | W600*H2300*D600 | 面  | 2  | 2.6*0.4<br>=1.0  | #<br>2    | 4.1*0.4<br>=1.6 | 3.2    |         |    |       |    |           | 0.52    | 1.04 | コントロールセンタ両面式<br>W600*H2300*D500 |
| 水処理設備<br>コントロールセンタ(2) | W600*H2300*D600 | 面  | 3  | 2.6*0.4<br>=1.0  | #<br>3    | 4.1*0.4<br>=1.6 | 4.8    |         |    |       |    |           | 0.52    | 1.56 | コントロールセンタ両面式<br>W600*H2300*D500 |
| 水処理設備<br>コントロールセンタ    | W600*H2300*D600 | 面  | 2  | 2.6*0.4<br>=1.0  | #<br>2    | 4.1*0.4<br>=1.6 | 3.2    |         |    |       |    |           | 0.52    | 1.04 | コントロールセンタ両面式<br>W600*H2300*D500 |
| 水処理設備<br>補助継電器盤       | W600*H2300*D600 | 面  | 3  | 2.3*0.4<br>=0.92 | #<br>2.76 | 3.3*0.4<br>=1.3 | 3.9    |         |    |       |    |           | 0.3     | 0.9  | 継電器盤 1<br>W600*H2300*D500       |
| 水処理設備<br>補助継電器盤       | W600*H2300*D600 | 面  | 1  | 2.3*0.4<br>=0.92 | #<br>0.92 | 3.3*0.4<br>=1.3 | 1.3    |         |    |       |    |           |         | 0.3  | 継電器盤 1<br>W600*H2300*D500       |
|                       |                 |    |    |                  |           |                 |        |         |    |       |    |           |         |      |                                 |
|                       |                 |    |    |                  |           |                 |        |         |    |       |    |           |         |      |                                 |
|                       |                 |    |    |                  |           |                 |        |         |    |       |    |           |         |      |                                 |
|                       |                 |    |    |                  |           |                 |        |         |    |       |    |           |         |      |                                 |
|                       |                 |    |    |                  |           |                 |        |         |    |       |    |           |         |      |                                 |
|                       |                 |    |    |                  |           |                 |        |         |    |       |    |           |         |      |                                 |
|                       |                 |    |    |                  |           |                 |        |         |    |       |    |           |         |      |                                 |
|                       |                 |    |    |                  |           |                 |        |         |    |       |    |           |         |      |                                 |
|                       |                 |    |    |                  |           |                 |        |         |    |       |    |           |         |      |                                 |
|                       |                 |    |    |                  |           |                 |        |         |    |       |    |           |         |      |                                 |
|                       |                 |    |    |                  |           |                 |        |         |    |       |    |           |         |      |                                 |
|                       |                 |    |    |                  |           |                 |        |         |    |       |    |           |         |      |                                 |
|                       |                 |    |    |                  |           |                 |        |         |    |       |    |           |         |      |                                 |
|                       |                 |    |    |                  |           |                 |        |         |    |       |    |           |         |      |                                 |
| 計 (S-1401)            |                 |    |    | # 10.68          | --->      | 10.68           | + 16.4 | 27.08   |    |       |    |           |         | 4.84 |                                 |

#印は再使用しない撤去なので技術者を電工に読み替える









(撤去)材料集計表 - 5

[電気設備更新 2期工事(補助)]

|                  | CVV                |        |       |        | CVV              |       |       |       | CVV     |       |       |       | CVV              |       |       |        | CVV              |       |       |       |
|------------------|--------------------|--------|-------|--------|------------------|-------|-------|-------|---------|-------|-------|-------|------------------|-------|-------|--------|------------------|-------|-------|-------|
|                  | 2 sq               |        |       |        | 1.25 sq          |       |       |       | 1.25 sq |       |       |       | 1.25 sq          |       |       |        | 1.25 sq          |       |       |       |
|                  | 2 c                |        |       |        | 20 c             |       |       |       | 15 c    |       |       |       | 12 c             |       |       |        | 10 c             |       |       |       |
|                  | P&D                | RACK   | CP    | FEP    | P&D              | RACK  | CP    | FEP   | P&D     | RACK  | CP    | FEP   | P&D              | RACK  | CP    | FEP    | P&D              | RACK  | CP    | FEP   |
| CRK (14- 5)      | 210.3              | 110.4  | 23.1  | 742.0  | 12.3             | 2.1   | 0.7   | 68.6  | 8.2     |       |       |       | 34.2             | 28.2  | 2.1   | 205.8  | 10.5             | 2.1   | 0.7   | 68.6  |
|                  |                    |        |       |        |                  |       |       |       |         |       |       |       |                  |       |       |        |                  |       |       |       |
|                  |                    |        |       |        |                  |       |       |       |         |       |       |       |                  |       |       |        |                  |       |       |       |
|                  |                    |        |       |        |                  |       |       |       |         |       |       |       |                  |       |       |        |                  |       |       |       |
|                  |                    |        |       |        |                  |       |       |       |         |       |       |       |                  |       |       |        |                  |       |       |       |
|                  |                    |        |       |        |                  |       |       |       |         |       |       |       |                  |       |       |        |                  |       |       |       |
|                  |                    |        |       |        |                  |       |       |       |         |       |       |       |                  |       |       |        |                  |       |       |       |
|                  |                    |        |       |        |                  |       |       |       |         |       |       |       |                  |       |       |        |                  |       |       |       |
|                  |                    |        |       |        |                  |       |       |       |         |       |       |       |                  |       |       |        |                  |       |       |       |
|                  |                    |        |       |        |                  |       |       |       |         |       |       |       |                  |       |       |        |                  |       |       |       |
|                  |                    |        |       |        |                  |       |       |       |         |       |       |       |                  |       |       |        |                  |       |       |       |
|                  |                    |        |       |        |                  |       |       |       |         |       |       |       |                  |       |       |        |                  |       |       |       |
|                  |                    |        |       |        |                  |       |       |       |         |       |       |       |                  |       |       |        |                  |       |       |       |
|                  |                    |        |       |        |                  |       |       |       |         |       |       |       |                  |       |       |        |                  |       |       |       |
|                  |                    |        |       |        |                  |       |       |       |         |       |       |       |                  |       |       |        |                  |       |       |       |
|                  |                    |        |       |        |                  |       |       |       |         |       |       |       |                  |       |       |        |                  |       |       |       |
|                  |                    |        |       |        |                  |       |       |       |         |       |       |       |                  |       |       |        |                  |       |       |       |
|                  |                    |        |       |        |                  |       |       |       |         |       |       |       |                  |       |       |        |                  |       |       |       |
|                  |                    |        |       |        |                  |       |       |       |         |       |       |       |                  |       |       |        |                  |       |       |       |
|                  |                    |        |       |        |                  |       |       |       |         |       |       |       |                  |       |       |        |                  |       |       |       |
| 合計値 (A)          | 210.3              | 110.4  | 23.1  | 742.0  | 12.3             | 2.1   | 0.7   | 68.6  | 8.2     |       |       |       | 34.2             | 28.2  | 2.1   | 205.8  | 10.5             | 2.1   | 0.7   | 68.6  |
| 補完率 (B)          | 1.1                |        |       |        | 1.1              |       |       |       | 1.1     |       |       |       | 1.1              |       |       |        | 1.1              |       |       |       |
| (C)=(A)×(B)      | 231.33             | 121.44 | 25.41 | 816.20 | 13.53            | 2.31  | 0.77  | 75.46 | 9.02    |       |       |       | 37.62            | 31.02 | 2.31  | 226.38 | 11.55            | 2.31  | 0.77  | 75.46 |
| 撤去数量 (D)=Σ (C)   | 1194.38 ----> 1190 |        |       |        | 92.07 ----> 92.1 |       |       |       | 9.02    |       |       |       | 297.33 ----> 297 |       |       |        | 90.09 ----> 90.1 |       |       |       |
| 電工単位工量(E)=(E0)×K | 0.005              | 0.008  | 0.006 | 0.006  | 0.020            | 0.030 | 0.025 | 0.022 | 0.017   | 0.025 | 0.021 | 0.019 | 0.013            | 0.020 | 0.017 | 0.015  | 0.011            | 0.017 | 0.014 | 0.013 |
| 電工量 (C)×(E)      | 1.156              | 0.971  | 0.152 | 4.897  | 0.270            | 0.069 | 0.019 | 1.660 | 0.153   |       |       |       | 0.489            | 0.620 | 0.039 | 3.395  | 0.127            | 0.039 | 0.010 | 0.980 |

C- 5 / 8 (K= 0.4)

電工量小計= 15.046













用水消毒設備 (撤去)

(撤去) 材 料 内 訳 表

[電気設備更新 2期工事 (補助)]

| NO     | 配線区間<br>自 至 |           | 600V CV |      |     |       | 600V CV |      |     |      | EM-CEE  |      |    |     | EM-CEE  |      |    |     | EM-CEE  |       |    |     |  |
|--------|-------------|-----------|---------|------|-----|-------|---------|------|-----|------|---------|------|----|-----|---------|------|----|-----|---------|-------|----|-----|--|
|        |             |           | 3.5 sq  |      |     |       | 3.5 sq  |      |     |      | 1.25 sq |      |    |     | 1.25 sq |      |    |     | 1.25 sq |       |    |     |  |
|        |             |           | 3 c     |      |     |       | 2 c     |      |     |      | 10 c    |      |    |     | 7 c     |      |    |     | 5 c     |       |    |     |  |
|        |             |           | P&D     | RACK | CP  | FEP   | P&D     | RACK | CP  | FEP  | P&D     | RACK | CP | FEP | P&D     | RACK | CP | FEP | P&D     | RACK  | CP | FEP |  |
| R 2124 | CC02        | M20       | 7.8     | 7.0  | 2.5 | 74.2  |         |      |     |      |         |      |    |     |         |      |    |     |         |       |    |     |  |
| R 2126 | CC02        | 2号アフタークーラ | 7.8     | 2.1  | 1.4 | 74.2  |         |      |     |      |         |      |    |     |         |      |    |     |         |       |    |     |  |
| R 2150 | CC04        | 2号自動ストレーナ | 10.5    | 12.0 | 2.0 | 68.6  |         |      |     |      |         |      |    |     |         |      |    |     |         |       |    |     |  |
| R 2154 | CC04        | 除湿器       |         |      |     |       | 10.5    | 2.1  | 1.2 | 68.6 |         |      |    |     |         |      |    |     |         |       |    |     |  |
| R 2162 | CC01        | R11-13    |         |      |     |       | 5.5     |      |     |      |         |      |    |     |         |      |    |     |         |       |    |     |  |
| R 2168 | CC02        | R11-13    |         |      |     |       | 7.0     |      |     |      |         |      |    |     |         |      |    |     |         |       |    |     |  |
| R 2180 | R11-13      | R21       |         |      |     |       | 2.1x2   |      |     |      |         |      |    |     |         |      |    |     |         |       |    |     |  |
| R 2183 | TD-12       | R11-13    |         |      |     |       | 11.0x2  |      |     |      |         |      |    |     |         |      |    |     |         |       |    |     |  |
| R 2190 | R11-13      | RCS-1     |         |      |     |       |         |      |     |      | 9.0x7   |      |    |     |         |      |    |     |         |       |    |     |  |
| R 2191 | R11-13      | RCS-1     |         |      |     |       |         |      |     |      |         |      |    |     | 9.0x5   |      |    |     |         |       |    |     |  |
| R 2192 | R11-13      | RCS-1     |         |      |     |       |         |      |     |      |         |      |    |     |         |      |    |     |         | 9.0x4 |    |     |  |
| R 2194 | R31         | RCS-1     |         |      |     |       |         |      |     |      |         |      |    |     |         |      |    |     |         | 12.2  |    |     |  |
|        |             |           |         |      |     |       |         |      |     |      |         |      |    |     |         |      |    |     |         |       |    |     |  |
|        |             |           |         |      |     |       |         |      |     |      |         |      |    |     |         |      |    |     |         |       |    |     |  |
|        |             |           |         |      |     |       |         |      |     |      |         |      |    |     |         |      |    |     |         |       |    |     |  |
|        |             |           |         |      |     |       |         |      |     |      |         |      |    |     |         |      |    |     |         |       |    |     |  |
|        |             |           |         |      |     |       |         |      |     |      |         |      |    |     |         |      |    |     |         |       |    |     |  |
|        |             |           |         |      |     |       |         |      |     |      |         |      |    |     |         |      |    |     |         |       |    |     |  |
|        |             |           |         |      |     |       |         |      |     |      |         |      |    |     |         |      |    |     |         |       |    |     |  |
|        |             |           |         |      |     |       |         |      |     |      |         |      |    |     |         |      |    |     |         |       |    |     |  |
|        |             |           |         |      |     |       |         |      |     |      |         |      |    |     |         |      |    |     |         |       |    |     |  |
|        |             |           |         |      |     |       |         |      |     |      |         |      |    |     |         |      |    |     |         |       |    |     |  |
|        |             |           |         |      |     |       |         |      |     |      |         |      |    |     |         |      |    |     |         |       |    |     |  |
|        |             |           |         |      |     |       |         |      |     |      |         |      |    |     |         |      |    |     |         |       |    |     |  |
|        |             |           |         |      |     |       |         |      |     |      |         |      |    |     |         |      |    |     |         |       |    |     |  |
|        |             |           |         |      |     |       |         |      |     |      |         |      |    |     |         |      |    |     |         |       |    |     |  |
|        |             |           |         |      |     |       |         |      |     |      |         |      |    |     |         |      |    |     |         |       |    |     |  |
|        |             |           |         |      |     |       |         |      |     |      |         |      |    |     |         |      |    |     |         |       |    |     |  |
|        |             |           |         |      |     |       |         |      |     |      |         |      |    |     |         |      |    |     |         |       |    |     |  |
|        |             |           |         |      |     |       |         |      |     |      |         |      |    |     |         |      |    |     |         |       |    |     |  |
|        |             |           |         |      |     |       |         |      |     |      |         |      |    |     |         |      |    |     |         |       |    |     |  |
|        |             |           |         |      |     |       |         |      |     |      |         |      |    |     |         |      |    |     |         |       |    |     |  |
|        |             |           |         |      |     |       |         |      |     |      |         |      |    |     |         |      |    |     |         |       |    |     |  |
|        |             |           |         |      |     |       |         |      |     |      |         |      |    |     |         |      |    |     |         |       |    |     |  |
|        |             |           |         |      |     |       |         |      |     |      |         |      |    |     |         |      |    |     |         |       |    |     |  |
| ( 2/8) | CRK (14- 2) |           | 26.1    | 21.1 | 5.9 | 217.0 | 49.2    | 2.1  | 1.2 | 68.6 | 63.0    |      |    |     | 45.0    |      |    |     |         | 48.2  |    |     |  |

用水消毒設備 (撤去)

(撤去) 材 料 内 訳 表

[電気設備更新 2期工事 (補助)]

| NO     | 配線区間<br>自 至 |          | EM-CEE  |      |    |     | CVV    |        |       |        | CVV  |      |     |      | CVV  |      |     |      | CVV  |      |      |       |       |        |       |        |
|--------|-------------|----------|---------|------|----|-----|--------|--------|-------|--------|------|------|-----|------|------|------|-----|------|------|------|------|-------|-------|--------|-------|--------|
|        |             |          | 1.25 sq |      |    |     | 3.5 sq |        |       |        | 2 sq |      |     |      | 2 sq |      |     |      | 2 sq |      |      |       |       |        |       |        |
|        |             |          | P&D     | RACK | CP | FEP | P&D    | RACK   | CP    | FEP    | P&D  | RACK | CP  | FEP  | P&D  | RACK | CP  | FEP  | P&D  | RACK | CP   | FEP   | P&D   | RACK   | CP    | FEP    |
| R 2113 | CC02        | LP19     |         |      |    |     | 7.8x3  | 12.0x3 | 2.0x3 | 74.2x3 |      |      |     |      |      |      |     |      |      |      |      |       |       |        |       |        |
| R 2114 | CC02        | LP19     |         |      |    |     |        |        |       |        |      |      |     |      |      |      |     |      |      |      |      |       | 7.8   | 12.0   | 2.0   | 74.2   |
| R 2116 | R11-13      | LP19     |         |      |    |     |        |        |       |        |      |      |     |      | 7.0  | 12.0 | 2.0 | 74.2 |      |      |      |       |       |        |       |        |
| R 2117 | R11-13      | LP19     |         |      |    |     |        |        |       |        |      |      |     |      |      |      |     |      | 7.0  | 12.0 | 2.0  | 74.2  |       |        |       |        |
| R 2118 | R11-13      | LP19     |         |      |    |     |        |        |       |        |      |      |     |      |      |      |     |      |      |      |      |       | 7.0x4 | 12.0x4 | 2.0x4 | 74.2x4 |
| R 2128 | R11-13      | No.1砂ろ過器 |         |      |    |     |        |        |       |        |      |      |     |      |      |      |     |      |      |      |      |       | 7.0   | 8.3    | 5.3   | 74.2   |
| R 2129 | R11-13      | No.2砂ろ過器 |         |      |    |     |        |        |       |        |      |      |     |      |      |      |     |      |      |      |      |       | 7.0   |        | 5.4   | 74.2   |
| R 2147 | R31         | LP19B    |         |      |    |     | 11.4x2 | 9.4x2  | 0.7x2 | 68.6x2 |      |      |     |      |      |      |     |      |      |      |      |       |       |        |       |        |
| R 2158 | R31         | LP21     |         |      |    |     | 11.4x2 | 2.1x2  | 0.7x2 | 68.6x2 |      |      |     |      |      |      |     |      |      |      |      |       |       |        |       |        |
| R 2163 | CC01        | R11-13   |         |      |    |     |        |        |       |        |      |      |     |      |      |      |     |      |      |      |      |       | 5.5x5 |        |       |        |
| R 2174 | CC04        | R31      |         |      |    |     | 0.9x2  |        |       |        |      |      |     |      |      |      |     |      |      |      |      |       |       |        |       |        |
| R 2185 | TD-11       | R31      |         |      |    |     | 14.2   |        |       |        |      |      |     |      |      |      |     |      |      |      |      |       |       |        |       |        |
| R 2187 | TD-12       | R31      |         |      |    |     | 14.2x3 |        |       |        |      |      |     |      |      |      |     |      |      |      |      |       |       |        |       |        |
| R 2188 | TD-12       | R31      |         |      |    |     |        |        |       |        |      |      |     |      |      |      |     |      | 14.2 |      |      |       |       |        |       |        |
| R 2193 | R11-13      | RCS-1    | 9.0     |      |    |     |        |        |       |        |      |      |     |      |      |      |     |      |      |      |      |       |       |        |       |        |
| R 2195 | R31         | RCS-1    | 12.2    |      |    |     |        |        |       |        |      |      |     |      |      |      |     |      |      |      |      |       |       |        |       |        |
| ( 3/8) | CRK (14- 3) |          | 21.2    |      |    |     | 127.6  | 59.0   | 8.8   | 497.0  | 7.0  | 12.0 | 2.0 | 74.2 | 21.2 | 12.0 | 2.0 | 74.2 | 77.3 | 68.3 | 20.7 | 519.4 |       |        |       |        |

用水消毒設備（撤去）

（撤去）材 料 内 訳 表

[電気設備更新 2期工事（補助）]

| NO     | 配線区間<br>自 至 |           | CVV  |      |    |     | CVV   |        |       |        | CVV   |      |     |      | CVV   |      |     |       | CVV  |      |       |        |       |        |
|--------|-------------|-----------|------|------|----|-----|-------|--------|-------|--------|-------|------|-----|------|-------|------|-----|-------|------|------|-------|--------|-------|--------|
|        |             |           | 2 sq |      |    |     | 2 sq  |        |       |        | 2 sq  |      |     |      | 2 sq  |      |     |       | 2 sq |      |       |        |       |        |
|        |             |           | P&D  | RACK | CP | FEP | P&D   | RACK   | CP    | FEP    | P&D   | RACK | CP  | FEP  | P&D   | RACK | CP  | FEP   | P&D  | RACK | CP    | FEP    |       |        |
| R 2115 | CC02        | LP19      |      |      |    |     |       |        |       |        |       |      |     |      |       |      |     |       |      |      | 7.8x3 | 12.0x3 | 2.0x3 | 74.2x3 |
| R 2119 | R11-13      | LP19      |      |      |    |     | 7.0x4 | 12.0x4 | 2.0x4 | 74.2x4 |       |      |     |      |       |      |     |       |      |      |       |        |       |        |
| R 2120 | R11-13      | LP19      |      |      |    |     |       |        |       |        | 7.0   | 12.0 | 2.0 | 74.2 |       |      |     |       |      |      |       |        |       |        |
| R 2121 | R11-13      | LP19      |      |      |    |     |       |        |       |        |       |      |     |      | 7.0   | 12.0 | 2.0 | 74.2  |      |      |       |        |       |        |
| R 2122 | R11-13      | LP19      |      |      |    |     |       |        |       |        |       |      |     |      |       |      |     |       |      |      | 7.0x3 | 12.0x3 | 2.0x3 | 74.2x3 |
| R 2125 | R11-13      | 1号自動スレーナ  |      |      |    |     |       |        |       |        |       |      |     |      |       |      |     |       |      |      | 7.0   | 7.0    | 2.5   | 74.2   |
| R 2130 | R11-13      | 二次処理水槽L   |      |      |    |     |       |        |       |        |       |      |     |      | 7.0   | 9.0  | 1.6 | 74.2  |      |      |       |        |       |        |
| R 2131 | R11-13      | 雑用水槽LF(運) |      |      |    |     |       |        |       |        |       |      |     |      | 7.0   | 2.4  | 5.6 | 74.2  |      |      |       |        |       |        |
| R 2164 | CC01        | R11-13    | 5.5  |      |    |     |       |        |       |        |       |      |     |      |       |      |     |       |      |      |       |        |       |        |
| R 2165 | CC01        | R11-13    |      |      |    |     | 5.5   |        |       |        |       |      |     |      |       |      |     |       |      |      |       |        |       |        |
| R 2166 | CC01        | R11-13    |      |      |    |     |       |        |       |        | 5.5x4 |      |     |      |       |      |     |       |      |      |       |        |       |        |
| R 2167 | CC01        | R11-13    |      |      |    |     |       |        |       |        |       |      |     |      | 5.5x2 |      |     |       |      |      |       |        |       |        |
| R 2169 | CC02        | R11-13    |      |      |    |     | 7.0x2 |        |       |        |       |      |     |      |       |      |     |       |      |      |       |        |       |        |
| R 2170 | CC02        | R11-13    |      |      |    |     |       |        |       |        | 7.0x3 |      |     |      |       |      |     |       |      |      |       |        |       |        |
| R 2171 | CC02        | R11-13    |      |      |    |     |       |        |       |        |       |      |     |      | 7.0x4 |      |     |       |      |      |       |        |       |        |
| R 2172 | CC02        | R11-13    |      |      |    |     |       |        |       |        |       |      |     |      |       |      |     |       |      |      | 7.0x2 |        |       |        |
| R 2175 | CC04        | R31       |      |      |    |     | 0.9x3 |        |       |        |       |      |     |      |       |      |     |       |      |      |       |        |       |        |
| R 2176 | CC04        | R31       |      |      |    |     |       |        |       |        |       |      |     |      |       |      |     |       |      |      | 0.9x3 |        |       |        |
| ( 4/8) | CRK (14- 4) |           | 5.5  |      |    |     | 50.2  | 48.0   | 8.0   | 296.8  | 50.0  | 12.0 | 2.0 | 74.2 | 60.0  | 23.4 | 9.2 | 222.6 | 68.1 | 79.0 | 14.5  | 519.4  |       |        |

用水消毒設備 (撤去)

(撤去) 材 料 内 訳 表

[電気設備更新 2期工事 (補助)]

| NO     | 配線区間<br>自 至 |          | CVV    |        |       |        | CVV     |      |     |      | CVV     |      |    |     | CVV     |       |       |        | CVV     |      |     |      |  |
|--------|-------------|----------|--------|--------|-------|--------|---------|------|-----|------|---------|------|----|-----|---------|-------|-------|--------|---------|------|-----|------|--|
|        |             |          | 2 sq   |        |       |        | 1.25 sq |      |     |      | 1.25 sq |      |    |     | 1.25 sq |       |       |        | 1.25 sq |      |     |      |  |
|        |             |          | 2 c    |        |       |        | 20 c    |      |     |      | 15 c    |      |    |     | 12 c    |       |       |        | 10 c    |      |     |      |  |
|        |             |          | P&D    | RACK   | CP    | FEP    | P&D     | RACK | CP  | FEP  | P&D     | RACK | CP | FEP | P&D     | RACK  | CP    | FEP    | P&D     | RACK | CP  | FEP  |  |
| R 2123 | R11-13      | LP19     | 7.0x9  | 12.0x9 | 2.0x9 | 74.2x9 |         |      |     |      |         |      |    |     |         |       |       |        |         |      |     |      |  |
| R 2132 | R11-13      | 雑用水槽LF(警 | 7.0    | 2.4    | 5.1   | 74.2   |         |      |     |      |         |      |    |     |         |       |       |        |         |      |     |      |  |
| R 2148 | R31         | LP19B    |        |        |       |        |         |      |     |      |         |      |    |     | 11.4x3  | 9.4x3 | 0.7x3 | 68.6x3 |         |      |     |      |  |
| R 2156 | CC04        | LP21     |        |        |       |        |         |      |     |      |         |      |    |     |         |       |       |        | 10.5    | 2.1  | 0.7 | 68.6 |  |
| R 2159 | R31         | LP21     |        |        |       |        | 11.4    | 2.1  | 0.7 | 68.6 |         |      |    |     |         |       |       |        |         |      |     |      |  |
| R 2173 | CC02        | R11-13   | 7.0    |        |       |        |         |      |     |      |         |      |    |     |         |       |       |        |         |      |     |      |  |
| R 2177 | CC04        | R31      | 0.9x3  |        |       |        |         |      |     |      |         |      |    |     |         |       |       |        |         |      |     |      |  |
| R 2178 | CC04        | R31      |        |        |       |        | 0.9     |      |     |      |         |      |    |     |         |       |       |        |         |      |     |      |  |
| R 2179 | R11-13      | R31      |        |        |       |        |         |      |     |      | 8.2     |      |    |     |         |       |       |        |         |      |     |      |  |
| R 2181 | TD-11       | R11-13   | 11.0x2 |        |       |        |         |      |     |      |         |      |    |     |         |       |       |        |         |      |     |      |  |
| R 2184 | TD-12       | R11-13   | 11.0x6 |        |       |        |         |      |     |      |         |      |    |     |         |       |       |        |         |      |     |      |  |
| R 2186 | TD-11       | R31      | 14.2   |        |       |        |         |      |     |      |         |      |    |     |         |       |       |        |         |      |     |      |  |
| R 2189 | TD-12       | R31      | 14.2x2 |        |       |        |         |      |     |      |         |      |    |     |         |       |       |        |         |      |     |      |  |
|        |             |          |        |        |       |        |         |      |     |      |         |      |    |     |         |       |       |        |         |      |     |      |  |
|        |             |          |        |        |       |        |         |      |     |      |         |      |    |     |         |       |       |        |         |      |     |      |  |
|        |             |          |        |        |       |        |         |      |     |      |         |      |    |     |         |       |       |        |         |      |     |      |  |
|        |             |          |        |        |       |        |         |      |     |      |         |      |    |     |         |       |       |        |         |      |     |      |  |
|        |             |          |        |        |       |        |         |      |     |      |         |      |    |     |         |       |       |        |         |      |     |      |  |
|        |             |          |        |        |       |        |         |      |     |      |         |      |    |     |         |       |       |        |         |      |     |      |  |
|        |             |          |        |        |       |        |         |      |     |      |         |      |    |     |         |       |       |        |         |      |     |      |  |
|        |             |          |        |        |       |        |         |      |     |      |         |      |    |     |         |       |       |        |         |      |     |      |  |
|        |             |          |        |        |       |        |         |      |     |      |         |      |    |     |         |       |       |        |         |      |     |      |  |
|        |             |          |        |        |       |        |         |      |     |      |         |      |    |     |         |       |       |        |         |      |     |      |  |
|        |             |          |        |        |       |        |         |      |     |      |         |      |    |     |         |       |       |        |         |      |     |      |  |
|        |             |          |        |        |       |        |         |      |     |      |         |      |    |     |         |       |       |        |         |      |     |      |  |
|        |             |          |        |        |       |        |         |      |     |      |         |      |    |     |         |       |       |        |         |      |     |      |  |
|        |             |          |        |        |       |        |         |      |     |      |         |      |    |     |         |       |       |        |         |      |     |      |  |
|        |             |          |        |        |       |        |         |      |     |      |         |      |    |     |         |       |       |        |         |      |     |      |  |
|        |             |          |        |        |       |        |         |      |     |      |         |      |    |     |         |       |       |        |         |      |     |      |  |
|        |             |          |        |        |       |        |         |      |     |      |         |      |    |     |         |       |       |        |         |      |     |      |  |
|        |             |          |        |        |       |        |         |      |     |      |         |      |    |     |         |       |       |        |         |      |     |      |  |
|        |             |          |        |        |       |        |         |      |     |      |         |      |    |     |         |       |       |        |         |      |     |      |  |
|        |             |          |        |        |       |        |         |      |     |      |         |      |    |     |         |       |       |        |         |      |     |      |  |
|        |             |          |        |        |       |        |         |      |     |      |         |      |    |     |         |       |       |        |         |      |     |      |  |
|        |             |          |        |        |       |        |         |      |     |      |         |      |    |     |         |       |       |        |         |      |     |      |  |
| ( 5/8) | CRK (14- 5) |          | 210.3  | 110.4  | 23.1  | 742.0  | 12.3    | 2.1  | 0.7 | 68.6 | 8.2     |      |    |     | 34.2    | 28.2  | 2.1   | 205.8  | 10.5    | 2.1  | 0.7 | 68.6 |  |

用水消毒設備（撤去）

（撤去）材 料 内 訳 表

[電気設備更新 2期工事（補助）]

| NO     | 配線区間<br>自 至 |            | CVV     |     |     |      | CVV     |     |     |      | CVV     |      |      |        | CVV     |       |        |        | CVV     |       |        |       |
|--------|-------------|------------|---------|-----|-----|------|---------|-----|-----|------|---------|------|------|--------|---------|-------|--------|--------|---------|-------|--------|-------|
|        |             |            | 1.25 sq |     |     |      | 1.25 sq |     |     |      | 1.25 sq |      |      |        | 1.25 sq |       |        |        | 1.25 sq |       |        |       |
|        |             |            | 8 c     |     |     |      | 6 c     |     |     |      | 4 c     |      |      |        | 3 c     |       |        |        | 2 c     |       |        |       |
|        |             | P&D        | RACK    | CP  | FEP | P&D  | RACK    | CP  | FEP | P&D  | RACK    | CP   | FEP  | P&D    | RACK    | CP    | FEP    | P&D    | RACK    | CP    | FEP    |       |
| R 2141 | R31         | No. 3原水ポンプ |         |     |     |      |         |     |     | 11.4 | 10.3    | 3.0  | 68.6 |        |         |       |        |        |         |       |        |       |
| R 2143 | R31         | No. 4原水ポンプ |         |     |     |      |         |     |     | 11.4 | 10.3    | 3.7  | 68.6 |        |         |       |        |        |         |       |        |       |
| R 2144 | R31         | No. 2砂ろ過流  |         |     |     |      |         |     |     |      |         |      |      | 11.4   | 7.6     | 1.0   | 68.6   |        |         |       |        |       |
| R 2145 | CC04        | LP19B      | 10.5    | 9.4 | 0.7 | 68.6 |         |     |     |      |         |      |      |        |         |       |        |        |         |       |        |       |
| R 2146 | CC04        | LP19B      |         |     |     |      |         |     |     |      |         |      |      |        |         |       |        | 10.5x2 | 9.4x2   | 0.7x2 | 68.6x2 |       |
| R 2149 | R31         | LP19B      |         |     |     |      | 11.4    | 9.4 | 0.7 | 68.6 |         |      |      |        |         |       |        |        |         |       |        |       |
| R 2151 | R31         | 2号自動ストレーナ  |         |     |     |      |         |     |     |      |         |      |      | 11.4   | 12.0    | 2.0   | 68.6   |        |         |       |        |       |
| R 2155 | R31         | 空気配管圧力     |         |     |     |      |         |     |     |      |         |      |      | 11.4x2 |         | 4.2x2 | 68.6x2 |        |         |       |        |       |
| R 2157 | CC04        | LP21       |         |     |     |      |         |     |     |      |         |      |      |        |         |       |        | 10.5x2 | 2.1x2   | 0.7x2 | 68.6x2 |       |
| ( 6/8) | CRK (14- 6) |            | 10.5    | 9.4 | 0.7 | 68.6 | 11.4    | 9.4 | 0.7 | 68.6 | 22.8    | 20.6 | 6.7  | 137.2  | 45.6    | 19.6  | 11.4   | 274.4  | 42.0    | 23.0  | 2.8    | 274.4 |

用水消毒設備（撤去）

（撤去）材 料 内 訳 表

[電気設備更新 2期工事（補助）]

| NO     | 配線区間<br>自 至 |            | IV     |      |      |     | IV     |      |    |     | GP    |     |  |  | GP    |    |  |  | GP    |       |  |  |
|--------|-------------|------------|--------|------|------|-----|--------|------|----|-----|-------|-----|--|--|-------|----|--|--|-------|-------|--|--|
|        |             |            | 5.5 sq |      |      |     | 3.5 sq |      |    |     | 54 mm |     |  |  | 42 mm |    |  |  | 36 mm |       |  |  |
|        |             |            | P&D    | RACK | CP   | FEP | P&D    | RACK | CP | FEP | 露出    | 埋込  |  |  | 露出    | 埋込 |  |  | 露出    | 埋込    |  |  |
| R 2068 | CC01        | M15        |        |      |      |     |        | 1.5  |    |     |       | 2.7 |  |  |       |    |  |  |       |       |  |  |
| R 2111 | CC02        | M17-1      |        |      |      |     |        | 2.0  |    |     |       |     |  |  |       |    |  |  |       | 2.7   |  |  |
| R 2112 | CC02        | M17-2      |        |      |      |     |        | 2.7  |    |     |       |     |  |  |       |    |  |  |       | 2.7   |  |  |
| R 2113 | CC02        | LP19       |        |      |      |     |        | 2.0  |    |     |       |     |  |  | 2.7x3 |    |  |  |       |       |  |  |
| R 2114 | CC02        | LP19       |        |      |      |     |        |      |    |     |       |     |  |  |       |    |  |  |       | 2.7x2 |  |  |
| R 2124 | CC02        | M20        |        |      |      |     |        | 2.5  |    |     |       |     |  |  |       |    |  |  |       |       |  |  |
| R 2126 | CC02        | 2号アフタークーラ  |        |      |      |     |        | 1.4  |    |     |       |     |  |  |       |    |  |  |       |       |  |  |
| R 2127 | CC02        | LPM54      |        |      |      |     |        | 1.1  |    |     |       |     |  |  |       |    |  |  |       | 2.3   |  |  |
| R 2140 | CC04        | No. 3原水ポンプ |        |      | 3.0  |     |        |      |    |     |       |     |  |  | 5.4   |    |  |  |       |       |  |  |
| R 2142 | CC04        | No. 4原水ポンプ |        |      | 3.7  |     |        |      |    |     |       |     |  |  | 6.1   |    |  |  |       |       |  |  |
| R 2145 | CC04        | LP19B      |        |      |      |     |        | 0.7  |    |     |       | 1.9 |  |  |       |    |  |  |       |       |  |  |
| R 2146 | CC04        | LP19B      |        |      |      |     |        |      |    |     |       |     |  |  | 1.9   |    |  |  |       |       |  |  |
| R 2147 | R31         | LP19B      |        |      |      |     |        |      |    |     |       |     |  |  |       |    |  |  |       | 1.9   |  |  |
| R 2150 | CC04        | 2号自動ストレナ   |        |      |      |     |        | 2.0  |    |     |       |     |  |  |       |    |  |  |       |       |  |  |
| R 2152 | CC04        | No. 1水処理計  |        |      | 4.2  |     |        |      |    |     |       |     |  |  | 4.7   |    |  |  |       |       |  |  |
| R 2153 | CC04        | No. 2水処理計  |        |      | 4.2  |     |        |      |    |     |       |     |  |  | 4.7   |    |  |  |       |       |  |  |
| R 2154 | CC04        | 除湿器        |        |      |      |     |        | 1.2  |    |     |       |     |  |  |       |    |  |  |       |       |  |  |
| R 2155 | R31         | 空気配管圧力     |        |      |      |     |        |      |    |     |       |     |  |  |       |    |  |  |       | 4.7   |  |  |
| R 2156 | CC04        | LP21       |        |      |      |     |        | 0.7  |    |     |       | 3.1 |  |  |       |    |  |  |       |       |  |  |
| R 2157 | CC04        | LP21       |        |      |      |     |        |      |    |     |       |     |  |  |       |    |  |  |       | 3.1   |  |  |
| ( 7/8) | CRK (14- 7) |            |        |      | 15.1 |     |        | 17.8 |    |     |       | 7.7 |  |  | 30.9  |    |  |  |       | 22.8  |  |  |

| NO     | 配線区間<br>自 至 |            | GP    |    |  |  | GP    |      |  |  |  |  |  |  |  |  |  |  |
|--------|-------------|------------|-------|----|--|--|-------|------|--|--|--|--|--|--|--|--|--|--|
|        |             |            | 28 mm |    |  |  | 22 mm |      |  |  |  |  |  |  |  |  |  |  |
|        |             |            | 露出    | 埋込 |  |  | 露出    | 埋込   |  |  |  |  |  |  |  |  |  |  |
| R 2115 | CC02        | LP19       | 2.7x2 |    |  |  |       |      |  |  |  |  |  |  |  |  |  |  |
| R 2124 | CC02        | M20        |       |    |  |  |       | 6.0  |  |  |  |  |  |  |  |  |  |  |
| R 2125 | R11-13      | 1号自動ストレーナ  |       |    |  |  |       | 6.0  |  |  |  |  |  |  |  |  |  |  |
| R 2126 | CC02        | 2号アブケーター   |       |    |  |  |       | 4.3  |  |  |  |  |  |  |  |  |  |  |
| R 2128 | R11-13      | No. 1砂ろ過器  | 8.9   |    |  |  |       |      |  |  |  |  |  |  |  |  |  |  |
| R 2129 | R11-13      | No. 2砂ろ過器  | 6.6   |    |  |  |       |      |  |  |  |  |  |  |  |  |  |  |
| R 2130 | R11-13      | 二次処理水槽L    |       |    |  |  |       | 3.1  |  |  |  |  |  |  |  |  |  |  |
| R 2131 | R11-13      | 雑用水槽LF(運)  |       |    |  |  |       | 3.1  |  |  |  |  |  |  |  |  |  |  |
| R 2132 | R11-13      | 雑用水槽LF(警)  |       |    |  |  |       | 3.1  |  |  |  |  |  |  |  |  |  |  |
| R 2141 | R31         | No. 3原水ポンプ | 5.4   |    |  |  |       |      |  |  |  |  |  |  |  |  |  |  |
| R 2143 | R31         | No. 4原水ポンプ | 6.1   |    |  |  |       |      |  |  |  |  |  |  |  |  |  |  |
| R 2144 | R31         | No. 2砂ろ過流  |       |    |  |  |       | 3.4  |  |  |  |  |  |  |  |  |  |  |
| R 2150 | CC04        | 2号自動ストレーナ  | 5.5   |    |  |  |       |      |  |  |  |  |  |  |  |  |  |  |
| R 2151 | R31         | 2号自動ストレーナ  |       |    |  |  |       | 5.5  |  |  |  |  |  |  |  |  |  |  |
| R 2154 | CC04        | 除湿器        |       |    |  |  |       | 4.1  |  |  |  |  |  |  |  |  |  |  |
|        |             |            |       |    |  |  |       |      |  |  |  |  |  |  |  |  |  |  |
|        |             |            |       |    |  |  |       |      |  |  |  |  |  |  |  |  |  |  |
|        |             |            |       |    |  |  |       |      |  |  |  |  |  |  |  |  |  |  |
|        |             |            |       |    |  |  |       |      |  |  |  |  |  |  |  |  |  |  |
|        |             |            |       |    |  |  |       |      |  |  |  |  |  |  |  |  |  |  |
|        |             |            |       |    |  |  |       |      |  |  |  |  |  |  |  |  |  |  |
|        |             |            |       |    |  |  |       |      |  |  |  |  |  |  |  |  |  |  |
|        |             |            |       |    |  |  |       |      |  |  |  |  |  |  |  |  |  |  |
|        |             |            |       |    |  |  |       |      |  |  |  |  |  |  |  |  |  |  |
|        |             |            |       |    |  |  |       |      |  |  |  |  |  |  |  |  |  |  |
|        |             |            |       |    |  |  |       |      |  |  |  |  |  |  |  |  |  |  |
|        |             |            |       |    |  |  |       |      |  |  |  |  |  |  |  |  |  |  |
|        |             |            |       |    |  |  |       |      |  |  |  |  |  |  |  |  |  |  |
|        |             |            |       |    |  |  |       |      |  |  |  |  |  |  |  |  |  |  |
|        |             |            |       |    |  |  |       |      |  |  |  |  |  |  |  |  |  |  |
|        |             |            |       |    |  |  |       |      |  |  |  |  |  |  |  |  |  |  |
|        |             |            |       |    |  |  |       |      |  |  |  |  |  |  |  |  |  |  |
|        |             |            |       |    |  |  |       |      |  |  |  |  |  |  |  |  |  |  |
|        |             |            |       |    |  |  |       |      |  |  |  |  |  |  |  |  |  |  |
| ( 8/8) | CRK (14- 8) |            | 37.9  |    |  |  |       | 38.6 |  |  |  |  |  |  |  |  |  |  |





用水消毒設備（撤去）（ 1/ 16）

拾い出し根拠表

[電気設備更新 2期工事（補助）]

| N o    | 自                         | 至                   | 種別・サイズ・本数           | 経路   | 合計        | 計 算  |     |                              |
|--------|---------------------------|---------------------|---------------------|------|-----------|--|-----|------------------------------|
| R 2068 | CC01<br>水処理設備コントロールセンタ(1) | M15<br>雑用水自動給水装置    | 600V CV 60 sq - 3 c | P&D  | 9.3       | 1.5 + 2.5 + 2.3 + 2.0 + 1.0  |     |                              |
|        |                           |                     |                     | RACK | 4.1       | 0.2 + 1.9 + 0.3 + 1.7  |     |                              |
|        |                           |                     |                     | CP   | 1.5       | 0.2 + 0.6 + 0.3 + 0.4  |     |                              |
|        |                           |                     |                     | FEP  | 74.2      | 2.9 + 4.0 + 10.7 + 5.0 + 12.3 + 2.0 + 7.3 + 6.8 + 1.4 + 1.4 + 10.3 + 6.6 + 3.5 |     |                              |
|        |                           |                     |                     | IV   | 3.5 sq    | CP   | 1.5 | 0.2 + 0.6 + 0.3 + 0.4        |
|        |                           |                     |                     | GP   | 54 mm     | 露出   | 2.7 | 0.2 + 0.6 + (1.2)+ 0.3 + 0.4 |
|        |                           |                     |                     | 埋込   |           |  |     |                              |
| R 2111 | CC02<br>水処理設備コントロールセンタ(2) | M17-1<br>No.1原水ポンプ  | 600V CV 14 sq - 3 c | P&D  | 7.8       | 2.5 + 2.3 + 2.0 + 1.0  |     |                              |
|        |                           |                     |                     | RACK | 8.5       | 0.2 + 1.9 + 0.3 + 1.7 + 2.9 + 1.0 + 0.3 + 0.2                                  |     |                              |
|        |                           |                     |                     | CP   | 2.0       | 0.3 + 1.3 + 0.4  |     |                              |
|        |                           |                     |                     | FEP  | 74.2      | 2.9 + 4.0 + 10.7 + 5.0 + 12.3 + 2.0 + 7.3 + 6.8 + 1.4 + 1.4 + 10.3 + 6.6 + 3.5 |     |                              |
|        |                           |                     |                     | IV   | 3.5 sq    | CP   | 2.0 | 0.3 + 1.3 + 0.4              |
|        |                           |                     |                     | GP   | 36 mm     | 露出   | 2.7 | 0.3 + (2.4)                  |
|        |                           |                     |                     | 埋込   |           |  |     |                              |
| R 2112 | CC02<br>水処理設備コントロールセンタ(2) | M17-2<br>No.2原水ポンプ  | 600V CV 14 sq - 3 c | P&D  | 7.8       | 2.5 + 2.3 + 2.0 + 1.0  |     |                              |
|        |                           |                     |                     | RACK | 8.5       | 0.2 + 1.9 + 0.3 + 1.7 + 2.9 + 1.0 + 0.3 + 0.2                                  |     |                              |
|        |                           |                     |                     | CP   | 2.7       | 0.3 + 1.3 + 0.7 + 0.4  |     |                              |
|        |                           |                     |                     | FEP  | 74.2      | 2.9 + 4.0 + 10.7 + 5.0 + 12.3 + 2.0 + 7.3 + 6.8 + 1.4 + 1.4 + 10.3 + 6.6 + 3.5 |     |                              |
|        |                           |                     |                     | IV   | 3.5 sq    | CP   | 2.7 | 0.3 + 1.3 + 0.7 + 0.4        |
|        |                           |                     |                     | GP   | 36 mm     | 露出   | 2.7 | 0.3 + (2.4)                  |
|        |                           |                     |                     | 埋込   |           |  |     |                              |
| R 2113 | CC02<br>水処理設備コントロールセンタ(2) | LP19<br>原水ポンプ 現場操作盤 | CVV 3.5 sq - 2 cx 3 | P&D  | 7.8       | 2.5 + 2.3 + 2.0 + 1.0  |     |                              |
|        |                           |                     |                     | RACK | 12.0      | 0.2 + 1.9 + 0.3 + 1.7 + 2.9 + 1.0 + 0.3 + 0.2 + 0.5 + 0.4 + 0.9 + 1.7          |     |                              |
|        |                           |                     |                     | CP   | 2.0       | 0.3 + 1.7  |     |                              |
|        |                           |                     |                     | FEP  | 74.2      | 2.9 + 4.0 + 10.7 + 5.0 + 12.3 + 2.0 + 7.3 + 6.8 + 1.4 + 1.4 + 10.3 + 6.6 + 3.5 |     |                              |
|        |                           |                     |                     | IV   | 3.5 sq    | CP   | 2.0 | 0.3 + 1.7                    |
|        |                           |                     |                     | GP   | 42 mm x 3 | 露出   | 2.7 | 0.3 + (2.4)                  |
|        |                           |                     |                     | 埋込   |           |  |     |                              |
| R 2114 | CC02<br>水処理設備コントロールセンタ(2) | LP19<br>原水ポンプ 現場操作盤 | CVV 2 sq - 10 c     | P&D  | 7.8       | 2.5 + 2.3 + 2.0 + 1.0  |     |                              |
|        |                           |                     |                     | RACK | 12.0      | 0.2 + 1.9 + 0.3 + 1.7 + 2.9 + 1.0 + 0.3 + 0.2 + 0.5 + 0.4 + 0.9 + 1.7          |     |                              |
|        |                           |                     |                     | CP   | 2.0       | 0.3 + 1.7  |     |                              |
|        |                           |                     |                     | FEP  | 74.2      | 2.9 + 4.0 + 10.7 + 5.0 + 12.3 + 2.0 + 7.3 + 6.8 + 1.4 + 1.4 + 10.3 + 6.6 + 3.5 |     |                              |
|        |                           |                     |                     | CP   |           |  |     |                              |
|        |                           |                     |                     | GP   | 36 mm x 2 | 露出   | 2.7 | 0.3 + (2.4)                  |
|        |                           |                     |                     | 埋込   |           |  |     |                              |

用水消毒設備（撤去）（ 2/ 16）

拾い出し根拠表

[電気設備更新 2期工事（補助）]

| No     | 自                 | 至           | 種別・サイズ・本数          | 経路       | 合計        | 計 算  |             |
|--------|-------------------|-------------|--------------------|----------|-----------|--|-------------|
| R 2115 | 水処理設備コントロールセンタ(2) | 原水ポンプ 現場操作盤 | CVV 2 sq - 3 cx 3  | P&D      | 7.8       | 2.5 + 2.3 + 2.0 + 1.0  |             |
|        |                   |             |                    | RACK     | 12.0      | 0.2 + 1.9 + 0.3 + 1.7 + 2.9 + 1.0 + 0.3 + 0.2 + 0.5 + 0.4 + 0.9 + 1.7          |             |
|        |                   |             |                    | CP       | 2.0       | 0.3 + 1.7  |             |
|        |                   |             |                    | FEP      | 74.2      | 2.9 + 4.0 + 10.7 + 5.0 + 12.3 + 2.0 + 7.3 + 6.8 + 1.4 + 1.4 + 10.3 + 6.6 + 3.5 |             |
|        |                   |             |                    | GP       | 28 mm x 2 | 2.7  | 0.3 + (2.4) |
|        |                   |             |                    | 露出<br>埋込 |           |  |             |
| R 2116 | 水処理設備補助継電器盤       | 原水ポンプ 現場操作盤 | CVV 2 sq - 20 c    | P&D      | 7.0       | 0.3 + 1.5 + 2.2 + 2.0 + 1.0  |             |
|        |                   |             |                    | RACK     | 12.0      | 0.2 + 1.9 + 0.3 + 1.7 + 2.9 + 1.0 + 0.3 + 0.2 + 0.5 + 0.4 + 0.9 + 1.7          |             |
|        |                   |             |                    | CP       | 2.0       | 0.3 + 1.7  |             |
|        |                   |             |                    | FEP      | 74.2      | 2.9 + 4.0 + 10.7 + 5.0 + 12.3 + 2.0 + 7.3 + 6.8 + 1.4 + 1.4 + 10.3 + 6.6 + 3.5 |             |
|        |                   |             |                    | 露出<br>埋込 |           |  |             |
|        |                   |             |                    |          |           |  |             |
| R 2117 | 水処理設備補助継電器盤       | 原水ポンプ 現場操作盤 | CVV 2 sq - 15 c    | P&D      | 7.0       | 0.3 + 1.5 + 2.2 + 2.0 + 1.0  |             |
|        |                   |             |                    | RACK     | 12.0      | 0.2 + 1.9 + 0.3 + 1.7 + 2.9 + 1.0 + 0.3 + 0.2 + 0.5 + 0.4 + 0.9 + 1.7          |             |
|        |                   |             |                    | CP       | 2.0       | 0.3 + 1.7  |             |
|        |                   |             |                    | FEP      | 74.2      | 2.9 + 4.0 + 10.7 + 5.0 + 12.3 + 2.0 + 7.3 + 6.8 + 1.4 + 1.4 + 10.3 + 6.6 + 3.5 |             |
|        |                   |             |                    | 露出<br>埋込 |           |  |             |
|        |                   |             |                    |          |           |  |             |
| R 2118 | 水処理設備補助継電器盤       | 原水ポンプ 現場操作盤 | CVV 2 sq - 10 cx 4 | P&D      | 7.0       | 0.3 + 1.5 + 2.2 + 2.0 + 1.0  |             |
|        |                   |             |                    | RACK     | 12.0      | 0.2 + 1.9 + 0.3 + 1.7 + 2.9 + 1.0 + 0.3 + 0.2 + 0.5 + 0.4 + 0.9 + 1.7          |             |
|        |                   |             |                    | CP       | 2.0       | 0.3 + 1.7  |             |
|        |                   |             |                    | FEP      | 74.2      | 2.9 + 4.0 + 10.7 + 5.0 + 12.3 + 2.0 + 7.3 + 6.8 + 1.4 + 1.4 + 10.3 + 6.6 + 3.5 |             |
|        |                   |             |                    | 露出<br>埋込 |           |  |             |
|        |                   |             |                    |          |           |  |             |
| R 2119 | 水処理設備補助継電器盤       | 原水ポンプ 現場操作盤 | CVV 2 sq - 6 cx 4  | P&D      | 7.0       | 0.3 + 1.5 + 2.2 + 2.0 + 1.0  |             |
|        |                   |             |                    | RACK     | 12.0      | 0.2 + 1.9 + 0.3 + 1.7 + 2.9 + 1.0 + 0.3 + 0.2 + 0.5 + 0.4 + 0.9 + 1.7          |             |
|        |                   |             |                    | CP       | 2.0       | 0.3 + 1.7  |             |
|        |                   |             |                    | FEP      | 74.2      | 2.9 + 4.0 + 10.7 + 5.0 + 12.3 + 2.0 + 7.3 + 6.8 + 1.4 + 1.4 + 10.3 + 6.6 + 3.5 |             |
|        |                   |             |                    | 露出<br>埋込 |           |  |             |
|        |                   |             |                    |          |           |  |             |

用水消毒設備（撤去）（ 3/ 16）

拾い出し根拠表

[電気設備更新 2期工事（補助）]

| No     | 自                         | 至                  | 種別・サイズ・本数            | 経路        | 合計   | 計 算  |                                       |
|--------|---------------------------|--------------------|----------------------|-----------|------|--|---------------------------------------|
| R 2120 | R11-13<br>水処理設備補助継電器盤     | LP19<br>原水ポンプ現場操作盤 | CVV 2 sq - 5 c       | P&D       | 7.0  | 0.3 + 1.5 + 2.2 + 2.0 + 1.0  |                                       |
|        |                           |                    |                      | RACK      | 12.0 | 0.2 + 1.9 + 0.3 + 1.7 + 2.9 + 1.0 + 0.3 + 0.2 + 0.5 + 0.4 + 0.9 + 1.7          |                                       |
|        |                           |                    |                      | CP        | 2.0  | 0.3 + 1.7  |                                       |
|        |                           |                    |                      | FEP       | 74.2 | 2.9 + 4.0 + 10.7 + 5.0 + 12.3 + 2.0 + 7.3 + 6.8 + 1.4 + 1.4 + 10.3 + 6.6 + 3.5 |                                       |
|        |                           |                    |                      | CP        |      |  |                                       |
|        |                           |                    |                      | 露出        |      |  |                                       |
| 埋込     |                           |                    |                      |           |      |  |                                       |
| R 2121 | R11-13<br>水処理設備補助継電器盤     | LP19<br>原水ポンプ現場操作盤 | CVV 2 sq - 4 c       | P&D       | 7.0  | 0.3 + 1.5 + 2.2 + 2.0 + 1.0  |                                       |
|        |                           |                    |                      | RACK      | 12.0 | 0.2 + 1.9 + 0.3 + 1.7 + 2.9 + 1.0 + 0.3 + 0.2 + 0.5 + 0.4 + 0.9 + 1.7          |                                       |
|        |                           |                    |                      | CP        | 2.0  | 0.3 + 1.7  |                                       |
|        |                           |                    |                      | FEP       | 74.2 | 2.9 + 4.0 + 10.7 + 5.0 + 12.3 + 2.0 + 7.3 + 6.8 + 1.4 + 1.4 + 10.3 + 6.6 + 3.5 |                                       |
|        |                           |                    |                      | CP        |      |  |                                       |
|        |                           |                    |                      | 露出        |      |  |                                       |
| 埋込     |                           |                    |                      |           |      |  |                                       |
| R 2122 | R11-13<br>水処理設備補助継電器盤     | LP19<br>原水ポンプ現場操作盤 | CVV 2 sq - 3 cx 3    | P&D       | 7.0  | 0.3 + 1.5 + 2.2 + 2.0 + 1.0  |                                       |
|        |                           |                    |                      | RACK      | 12.0 | 0.2 + 1.9 + 0.3 + 1.7 + 2.9 + 1.0 + 0.3 + 0.2 + 0.5 + 0.4 + 0.9 + 1.7          |                                       |
|        |                           |                    |                      | CP        | 2.0  | 0.3 + 1.7  |                                       |
|        |                           |                    |                      | FEP       | 74.2 | 2.9 + 4.0 + 10.7 + 5.0 + 12.3 + 2.0 + 7.3 + 6.8 + 1.4 + 1.4 + 10.3 + 6.6 + 3.5 |                                       |
|        |                           |                    |                      | CP        |      |  |                                       |
|        |                           |                    |                      | 露出        |      |  |                                       |
| 埋込     |                           |                    |                      |           |      |  |                                       |
| R 2123 | R11-13<br>水処理設備補助継電器盤     | LP19<br>原水ポンプ現場操作盤 | CVV 2 sq - 2 cx 9    | P&D       | 7.0  | 0.3 + 1.5 + 2.2 + 2.0 + 1.0  |                                       |
|        |                           |                    |                      | RACK      | 12.0 | 0.2 + 1.9 + 0.3 + 1.7 + 2.9 + 1.0 + 0.3 + 0.2 + 0.5 + 0.4 + 0.9 + 1.7          |                                       |
|        |                           |                    |                      | CP        | 2.0  | 0.3 + 1.7  |                                       |
|        |                           |                    |                      | FEP       | 74.2 | 2.9 + 4.0 + 10.7 + 5.0 + 12.3 + 2.0 + 7.3 + 6.8 + 1.4 + 1.4 + 10.3 + 6.6 + 3.5 |                                       |
|        |                           |                    |                      | CP        |      |  |                                       |
|        |                           |                    |                      | 露出        |      |  |                                       |
| 埋込     |                           |                    |                      |           |      |  |                                       |
| R 2124 | CC02<br>水処理設備コントロールセンタ(2) | M20<br>1号自動ストレーナ   | 600V CV 3.5 sq - 3 c | P&D       | 7.8  | 2.5 + 2.3 + 2.0 + 1.0  |                                       |
|        |                           |                    |                      | RACK      | 7.0  | 0.2 + 1.9 + 0.3 + 1.7 + 2.9  |                                       |
|        |                           |                    |                      | CP        | 2.5  | 0.6 + 0.9 + 0.7 + 0.3  |                                       |
|        |                           |                    |                      | FEP       | 74.2 | 2.9 + 4.0 + 10.7 + 5.0 + 12.3 + 2.0 + 7.3 + 6.8 + 1.4 + 1.4 + 10.3 + 6.6 + 3.5 |                                       |
|        |                           |                    |                      | IV 3.5 sq | CP   | 2.5  | 0.6 + 0.9 + 0.7 + 0.3                 |
|        |                           |                    |                      | GP 22 mm  | 露出   | 6.0  | 0.6 + (2.4) + 0.9 + 0.7 + 0.3 + (1.1) |
| 埋込     |                           |                    |                      |           |      |  |                                       |

用水消毒設備（撤去）（ 4/ 16）

拾い出し根拠表

[電気設備更新 2期工事（補助）]

| N o    | 自                         | 至                  | 種別・サイズ・本数            | 経路   | 合計   | 計 算  |
|--------|---------------------------|--------------------|----------------------|------|------|--|
| R 2125 | R11-13<br>水処理設備補助継電器盤     | 1号自動ストレーナ          | CVV 2 sq - 3 c       | P&D  | 7.0  | 0.3 + 1.5 + 2.2 + 2.0 + 1.0  |
|        |                           |                    |                      | RACK | 7.0  | 0.2 + 1.9 + 0.3 + 1.7 + 2.9  |
|        |                           |                    |                      | CP   | 2.5  | 0.6 + 0.9 + 0.7 + 0.3  |
|        |                           |                    |                      | FEP  | 74.2 | 2.9 + 4.0 + 10.7 + 5.0 + 12.3 + 2.0 + 7.3 + 6.8 + 1.4 + 1.4 + 10.3 + 6.6 + 3.5 |
|        |                           |                    | GP 22 mm             | 露出   | 6.0  | 0.6 + (2.4)+ 0.9 + 0.7 + 0.3 + (1.1)   |
|        |                           |                    |                      | 埋込   |      |  |
| R 2126 | CC02<br>水処理設備コントロールセンタ(2) | 2号アフタークーラ          | 600V CV 3.5 sq - 3 c | P&D  | 7.8  | 2.5 + 2.3 + 2.0 + 1.0  |
|        |                           |                    |                      | RACK | 2.1  | 0.2 + 1.9  |
|        |                           |                    |                      | CP   | 1.4  | 0.3 + 0.9 + 0.2  |
|        |                           |                    |                      | FEP  | 74.2 | 2.9 + 4.0 + 10.7 + 5.0 + 12.3 + 2.0 + 7.3 + 6.8 + 1.4 + 1.4 + 10.3 + 6.6 + 3.5 |
|        |                           |                    | IV 3.5 sq            | CP   | 1.4  | 0.3 + 0.9 + 0.2  |
|        |                           |                    | GP 22 mm             | 露出   | 4.3  | 0.3 + (2.4)+ 0.9 + 0.2 + (0.5)   |
| R 2127 | CC02<br>水処理設備コントロールセンタ(2) | LPM54<br>塩混棟保守用電源盤 | 600V CV 22 sq - 3 c  | P&D  | 7.8  | 2.5 + 2.3 + 2.0 + 1.0  |
|        |                           |                    |                      | RACK | 12.0 | 0.2 + 1.9 + 0.3 + 1.7 + 2.9 + 1.0 + 0.3 + 0.2 + 0.5 + 0.4 + 0.9 + 1.7          |
|        |                           |                    |                      | CP   | 1.1  | 0.3 + 0.4 + 0.4  |
|        |                           |                    |                      | FEP  | 74.2 | 2.9 + 4.0 + 10.7 + 5.0 + 12.3 + 2.0 + 7.3 + 6.8 + 1.4 + 1.4 + 10.3 + 6.6 + 3.5 |
|        |                           |                    | IV 3.5 sq            | CP   | 1.1  | 0.3 + 0.4 + 0.4  |
|        |                           |                    | GP 36 mm             | 露出   | 2.3  | 0.3 + (1.2)+ 0.4 + 0.4   |
| R 2128 | R11-13<br>水処理設備補助継電器盤     | No.1砂ろ過器電磁弁箱       | CVV 2 sq - 10 c      | P&D  | 7.0  | 0.3 + 1.5 + 2.2 + 2.0 + 1.0  |
|        |                           |                    |                      | RACK | 8.3  | 0.2 + 1.9 + 0.3 + 1.7 + 2.9 + 1.0 + 0.3  |
|        |                           |                    |                      | CP   | 5.3  | 0.3 + 3.5 + 1.5  |
|        |                           |                    |                      | FEP  | 74.2 | 2.9 + 4.0 + 10.7 + 5.0 + 12.3 + 2.0 + 7.3 + 6.8 + 1.4 + 1.4 + 10.3 + 6.6 + 3.5 |
|        |                           |                    | GP 28 mm             | 露出   | 8.9  | 0.3 + (2.4)+ 3.5 + 1.5 + (1.2)   |
|        |                           |                    |                      | 埋込   |      |  |
| R 2129 | R11-13<br>水処理設備補助継電器盤     | No.2砂ろ過器電磁弁箱       | CVV 2 sq - 10 c      | P&D  | 7.0  | 0.3 + 1.5 + 2.2 + 2.0 + 1.0  |
|        |                           |                    |                      | RACK |      |  |
|        |                           |                    |                      | CP   | 5.4  | 2.1 + 0.6 + 0.3 + 0.8 + 0.4 + 1.2  |
|        |                           |                    |                      | FEP  | 74.2 | 2.9 + 4.0 + 10.7 + 5.0 + 12.3 + 2.0 + 7.3 + 6.8 + 1.4 + 1.4 + 10.3 + 6.6 + 3.5 |
|        |                           |                    | GP 28 mm             | 露出   | 6.6  | 2.1 + 0.6 + 0.3 + 0.8 + 0.4 + 1.2 + (1.2)                                      |
|        |                           |                    |                      | 埋込   |      |  |

用水消毒設備（撤去）（ 5/ 16）

拾い出し根拠表

[電気設備更新 2期工事（補助）]

| No     | 自                      | 至             | 種別・サイズ・本数           | 経路   | 合計   | 計 算  |
|--------|------------------------|---------------|---------------------|------|------|--|
| R 2130 | R11-13<br>水処理設備補助継電器盤  | 二次処理水槽LF      | CVV 2 sq - 4 c      | P&D  | 7.0  | 0.3 + 1.5 + 2.2 + 2.0 + 1.0  |
|        |                        |               |                     | RACK | 9.0  | 0.2 + 1.9 + 0.3 + 1.7 + 2.9 + 1.0 + 0.3 + 0.2 + 0.5                            |
|        |                        |               |                     | CP   | 1.6  | 0.7 + 0.2 + 0.7  |
|        |                        |               |                     | FEP  | 74.2 | 2.9 + 4.0 + 10.7 + 5.0 + 12.3 + 2.0 + 7.3 + 6.8 + 1.4 + 1.4 + 10.3 + 6.6 + 3.5 |
|        |                        |               | GP 22 mm            | 露出   | 3.1  | 0.7 + (2.4)  |
|        |                        |               |                     | 埋込   |      |  |
| R 2131 | R11-13<br>水処理設備補助継電器盤  | 雑用水槽LF(運転用4P) | CVV 2 sq - 4 c      | P&D  | 7.0  | 0.3 + 1.5 + 2.2 + 2.0 + 1.0  |
|        |                        |               |                     | RACK | 2.4  | 0.2 + 1.9 + 0.3  |
|        |                        |               |                     | CP   | 5.6  | 0.7 + 1.4 + 3.0 + 0.3 + 0.2  |
|        |                        |               |                     | FEP  | 74.2 | 2.9 + 4.0 + 10.7 + 5.0 + 12.3 + 2.0 + 7.3 + 6.8 + 1.4 + 1.4 + 10.3 + 6.6 + 3.5 |
|        |                        |               | GP 22 mm            | 露出   | 3.1  | 0.7 + (2.4)  |
|        |                        |               |                     | 埋込   |      |  |
| R 2132 | R11-13<br>水処理設備補助継電器盤  | 雑用水槽LF(警報用2P) | CVV 2 sq - 2 c      | P&D  | 7.0  | 0.3 + 1.5 + 2.2 + 2.0 + 1.0  |
|        |                        |               |                     | RACK | 2.4  | 0.2 + 1.9 + 0.3  |
|        |                        |               |                     | CP   | 5.1  | 0.7 + 1.4 + 3.0  |
|        |                        |               |                     | FEP  | 74.2 | 2.9 + 4.0 + 10.7 + 5.0 + 12.3 + 2.0 + 7.3 + 6.8 + 1.4 + 1.4 + 10.3 + 6.6 + 3.5 |
|        |                        |               | GP 22 mm            | 露出   | 3.1  | 0.7 + (2.4)  |
|        |                        |               |                     | 埋込   |      |  |
| R 2140 | CC04<br>水処理設備コントロールセンタ | No.3原水ポンプ     | 600V CV 14 sq - 3 c | P&D  | 10.5 | 1.3 + 5.8 + 2.4 + 1.0  |
|        |                        |               |                     | RACK | 10.3 | 0.2 + 1.9 + 0.3 + 1.7 + 2.9 + 1.0 + 0.3 + 0.2 + 0.5 + 0.4 + 0.9                |
|        |                        |               |                     | CP   | 3.0  | 0.3 + 2.4 + 0.3  |
|        |                        |               |                     | FEP  | 68.6 | 7.7 + 18.6 + 17.0 + 15.2 + 6.6 + 3.5   |
|        |                        |               | GP 42 mm            | 露出   | 5.4  | 0.3 + (2.4) + 2.4 + 0.3  |
|        |                        |               |                     | 埋込   |      |  |
| R 2141 | R31<br>水処理設備補助継電器盤     | No.3原水ポンプ     | CVV 1.25 sq - 4 c   | P&D  | 11.4 | 0.9 + 1.3 + 5.8 + 2.4 + 1.0  |
|        |                        |               |                     | RACK | 10.3 | 0.2 + 1.9 + 0.3 + 1.7 + 2.9 + 1.0 + 0.3 + 0.2 + 0.5 + 0.4 + 0.9                |
|        |                        |               |                     | CP   | 3.0  | 0.3 + 2.4 + 0.3  |
|        |                        |               |                     | FEP  | 68.6 | 7.7 + 18.6 + 17.0 + 15.2 + 6.6 + 3.5   |
|        |                        |               | GP 28 mm            | 露出   | 5.4  | 0.3 + (2.4) + 2.4 + 0.3  |
|        |                        |               |                     | 埋込   |      |  |

用水消毒設備（撤去）（ 6/ 16）

拾い出し根拠表

[電気設備更新 2期工事（補助）]

| N o    | 自                      | 至                        | 種別・サイズ・本数               | 経路     | 合計                                   | 計 算   |                              |
|--------|------------------------|--------------------------|-------------------------|--------|--------------------------------------|---|------------------------------|
| R 2142 | CC04<br>水処理設備コントロールセンタ | No.4原水ポンプ                | 600V CV<br>14 sq - 3 c  | P&D    | 10.5                                 | 1.3 + 5.8 + 2.4 + 1.0   |                              |
|        |                        |                          |                         | RACK   | 10.3                                 | 0.2 + 1.9 + 0.3 + 1.7 + 2.9 + 1.0 + 0.3 + 0.2 + 0.5 + 0.4 + 0.9 |                              |
|        |                        |                          |                         | CP     | 3.7                                  | 0.3 + 2.4 + 0.7 + 0.3   |                              |
|        |                        |                          | IV                      | 5.5 sq | CP                                   | 3.7   | 0.3 + 2.4 + 0.7 + 0.3        |
|        |                        |                          | GP                      | 42 mm  | 露出                                   | 6.1   | 0.3 + (2.4)+ 2.4 + 0.7 + 0.3 |
|        |                        |                          |                         |        | 埋込                                   |   |                              |
|        |                        |                          |                         |        |                                      |   |                              |
| R 2143 | R31<br>水処理設備補助継電器盤     | No.4原水ポンプ                | CVV<br>1.25 sq - 4 c    | P&D    | 11.4                                 | 0.9 + 1.3 + 5.8 + 2.4 + 1.0                                     |                              |
|        |                        |                          |                         | RACK   | 10.3                                 | 0.2 + 1.9 + 0.3 + 1.7 + 2.9 + 1.0 + 0.3 + 0.2 + 0.5 + 0.4 + 0.9 |                              |
|        |                        |                          |                         | CP     | 3.7                                  | 0.3 + 2.4 + 0.7 + 0.3   |                              |
|        |                        |                          | FEP                     | 68.6   | 7.7 + 18.6 + 17.0 + 15.2 + 6.6 + 3.5 |   |                              |
|        |                        |                          |                         |        | CP                                   |   |                              |
|        |                        |                          | GP                      | 28 mm  | 露出                                   | 6.1   | 0.3 + (2.4)+ 2.4 + 0.7 + 0.3 |
|        |                        |                          |                         |        | 埋込                                   |   |                              |
| R 2144 | R31<br>水処理設備補助継電器盤     | No.2砂ろ過流入弁               | CVV<br>1.25 sq - 3 c    | P&D    | 11.4                                 | 0.9 + 1.3 + 5.8 + 2.4 + 1.0                                     |                              |
|        |                        |                          |                         | RACK   | 7.6                                  | 0.2 + 1.9 + 0.3 + 1.7 + 2.9 + 0.6                               |                              |
|        |                        |                          |                         | CP     | 1.0                                  | 0.2 + 0.8   |                              |
|        |                        |                          | FEP                     | 68.6   | 7.7 + 18.6 + 17.0 + 15.2 + 6.6 + 3.5 |   |                              |
|        |                        |                          |                         |        | CP                                   |   |                              |
|        |                        |                          | GP                      | 22 mm  | 露出                                   | 3.4   | 0.2 + (2.4)+ 0.8             |
|        |                        |                          |                         |        | 埋込                                   |   |                              |
| R 2145 | CC04<br>水処理設備コントロールセンタ | LP19B<br>砂ろ過器・原水ポンプ現場操作盤 | CVV<br>1.25 sq - 8 c    | P&D    | 10.5                                 | 1.3 + 5.8 + 2.4 + 1.0   |                              |
|        |                        |                          |                         | RACK   | 9.4                                  | 0.2 + 1.9 + 0.3 + 1.7 + 2.9 + 1.0 + 0.3 + 0.2 + 0.5 + 0.4       |                              |
|        |                        |                          |                         | CP     | 0.7                                  | 0.3 + 0.4   |                              |
|        |                        |                          | FEP                     | 68.6   | 7.7 + 18.6 + 17.0 + 15.2 + 6.6 + 3.5 |   |                              |
|        |                        |                          | IV                      | 3.5 sq | CP                                   | 0.7   | 0.3 + 0.4                    |
|        |                        |                          | GP                      | 54 mm  | 露出                                   | 1.9   | 0.3 + (1.2)+ 0.4             |
|        |                        |                          |                         |        | 埋込                                   |   |                              |
| R 2146 | CC04<br>水処理設備コントロールセンタ | LP19B<br>砂ろ過器・原水ポンプ現場操作盤 | CVV<br>1.25 sq - 2 cx 2 | P&D    | 10.5                                 | 1.3 + 5.8 + 2.4 + 1.0   |                              |
|        |                        |                          |                         | RACK   | 9.4                                  | 0.2 + 1.9 + 0.3 + 1.7 + 2.9 + 1.0 + 0.3 + 0.2 + 0.5 + 0.4       |                              |
|        |                        |                          |                         | CP     | 0.7                                  | 0.3 + 0.4   |                              |
|        |                        |                          | FEP                     | 68.6   | 7.7 + 18.6 + 17.0 + 15.2 + 6.6 + 3.5 |   |                              |
|        |                        |                          |                         |        | CP                                   |   |                              |
|        |                        |                          | GP                      | 42 mm  | 露出                                   | 1.9   | 0.3 + (1.2)+ 0.4             |
|        |                        |                          |                         |        | 埋込                                   |   |                              |

用水消毒設備（撤去）（ 7/ 16）

拾い出し根拠表

[電気設備更新 2期工事（補助）]

| N o    | 自                      | 至                         | 種別・サイズ・本数             | 経路   | 合計   | 計 算   |
|--------|------------------------|---------------------------|-----------------------|------|------|---|
| R 2147 | R31<br>水処理設備補助継電器盤     | LP19B<br>砂ろ過器・原水ポンプ 現場操作盤 | CVV 3.5 sq - 2 cx 2   | P&D  | 11.4 | 0.9 + 1.3 + 5.8 + 2.4 + 1.0   |
|        |                        |                           |                       | RACK | 9.4  | 0.2 + 1.9 + 0.3 + 1.7 + 2.9 + 1.0 + 0.3 + 0.2 + 0.5 + 0.4             |
|        |                        |                           |                       | CP   | 0.7  | 0.3 + 0.4   |
|        |                        |                           |                       | FEP  | 68.6 | 7.7 + 18.6 + 17.0 + 15.2 + 6.6 + 3.5                                  |
|        |                        |                           | GP 36 mm              | 露出   | 1.9  | 0.3 + (1.2)+ 0.4  |
|        |                        |                           |                       | 埋込   |      |   |
| R 2148 | R31<br>水処理設備補助継電器盤     | LP19B<br>砂ろ過器・原水ポンプ 現場操作盤 | CVV 1.25 sq - 12 cx 3 | P&D  | 11.4 | 0.9 + 1.3 + 5.8 + 2.4 + 1.0   |
|        |                        |                           |                       | RACK | 9.4  | 0.2 + 1.9 + 0.3 + 1.7 + 2.9 + 1.0 + 0.3 + 0.2 + 0.5 + 0.4             |
|        |                        |                           |                       | CP   | 0.7  | 0.3 + 0.4   |
|        |                        |                           |                       | FEP  | 68.6 | 7.7 + 18.6 + 17.0 + 15.2 + 6.6 + 3.5                                  |
|        |                        |                           |                       | 露出   |      |   |
|        |                        |                           |                       | 埋込   |      |   |
| R 2149 | R31<br>水処理設備補助継電器盤     | LP19B<br>砂ろ過器・原水ポンプ 現場操作盤 | CVV 1.25 sq - 6 c     | P&D  | 11.4 | 0.9 + 1.3 + 5.8 + 2.4 + 1.0   |
|        |                        |                           |                       | RACK | 9.4  | 0.2 + 1.9 + 0.3 + 1.7 + 2.9 + 1.0 + 0.3 + 0.2 + 0.5 + 0.4             |
|        |                        |                           |                       | CP   | 0.7  | 0.3 + 0.4   |
|        |                        |                           |                       | FEP  | 68.6 | 7.7 + 18.6 + 17.0 + 15.2 + 6.6 + 3.5                                  |
|        |                        |                           |                       | 露出   |      |   |
|        |                        |                           |                       | 埋込   |      |   |
| R 2150 | CC04<br>水処理設備コントロールセンタ | 2号自動ストレナ                  | 600V CV 3.5 sq - 3 c  | P&D  | 10.5 | 1.3 + 5.8 + 2.4 + 1.0   |
|        |                        |                           |                       | RACK | 12.0 | 0.2 + 1.9 + 0.3 + 1.7 + 2.9 + 1.0 + 0.3 + 0.2 + 0.5 + 0.4 + 0.9 + 1.7 |
|        |                        |                           |                       | CP   | 2.0  | 0.3 + 0.4 + 0.4 + 0.8 + 0.1   |
|        |                        |                           |                       | FEP  | 68.6 | 7.7 + 18.6 + 17.0 + 15.2 + 6.6 + 3.5                                  |
|        |                        |                           | IV 3.5 sq             | CP   | 2.0  | 0.3 + 0.4 + 0.4 + 0.8 + 0.1   |
|        |                        |                           | GP 28 mm              | 露出   | 5.5  | 0.3 + (2.4)+ 0.4 + 0.4 + 0.8 + 0.1 + (1.1)                            |
| R 2151 | R31<br>水処理設備補助継電器盤     | 2号自動ストレナ                  | CVV 1.25 sq - 3 c     | P&D  | 11.4 | 0.9 + 1.3 + 5.8 + 2.4 + 1.0   |
|        |                        |                           |                       | RACK | 12.0 | 0.2 + 1.9 + 0.3 + 1.7 + 2.9 + 1.0 + 0.3 + 0.2 + 0.5 + 0.4 + 0.9 + 1.7 |
|        |                        |                           |                       | CP   | 2.0  | 0.3 + 0.4 + 0.4 + 0.8 + 0.1   |
|        |                        |                           |                       | FEP  | 68.6 | 7.7 + 18.6 + 17.0 + 15.2 + 6.6 + 3.5                                  |
|        |                        |                           | GP 22 mm              | 露出   | 5.5  | 0.3 + (2.4)+ 0.4 + 0.4 + 0.8 + 0.1 + (1.1)                            |
|        |                        |                           |                       | 埋込   |      |   |

用水消毒設備（撤去）（ 8/ 16）

拾い出し根拠表

[電気設備更新 2期工事（補助）]

| N o    | 自                      | 至                            | 種別・サイズ・本数               | 経路     | 合計   | 計 算                         |                           |                                      |
|--------|------------------------|------------------------------|-------------------------|--------|------|-----------------------------|---------------------------|--------------------------------------|
| R 2152 | CC04<br>水処理設備コントロールセンタ | No.1水処理計<br>装用空気圧縮機          | 600V CV<br>8 sq - 3 c   | P&D    | 10.5 | 1.3 + 5.8 + 2.4 + 1.0       |                           |                                      |
|        |                        |                              |                         | RACK   |      |                             |                           |                                      |
|        |                        |                              |                         | CP     | 4.2  | 2.1 + 1.6 + 0.5             |                           |                                      |
|        |                        |                              |                         |        |      | FEP                         | 68.6                      | 7.7 + 18.6 + 17.0 + 15.2 + 6.6 + 3.5 |
|        |                        |                              | IV                      | 5.5 sq | CP   | 4.2                         | 2.1 + 1.6 + 0.5           |                                      |
|        |                        |                              | GP                      | 42 mm  | 露出   | 4.7                         | 2.1 + 1.6 + 0.5 + (0.5)   |                                      |
|        |                        |                              |                         |        | 埋込   |                             |                           |                                      |
| R 2153 | CC04<br>水処理設備コントロールセンタ | No.2水処理計<br>装用空気圧縮機          | 600V CV<br>8 sq - 3 c   | P&D    | 10.5 | 1.3 + 5.8 + 2.4 + 1.0       |                           |                                      |
|        |                        |                              |                         | RACK   |      |                             |                           |                                      |
|        |                        |                              |                         | CP     | 4.2  | 2.1 + 1.6 + 0.5             |                           |                                      |
|        |                        |                              |                         |        |      | FEP                         | 68.6                      | 7.7 + 18.6 + 17.0 + 15.2 + 6.6 + 3.5 |
|        |                        |                              | IV                      | 5.5 sq | CP   | 4.2                         | 2.1 + 1.6 + 0.5           |                                      |
|        |                        |                              | GP                      | 42 mm  | 露出   | 4.7                         | 2.1 + 1.6 + 0.5 + (0.5)   |                                      |
|        |                        |                              |                         |        | 埋込   |                             |                           |                                      |
| R 2154 | CC04<br>水処理設備コントロールセンタ | 除湿器                          | 600V CV<br>3.5 sq - 2 c | P&D    | 10.5 | 1.3 + 5.8 + 2.4 + 1.0       |                           |                                      |
|        |                        |                              |                         | RACK   | 2.1  | 0.2 + 1.9                   |                           |                                      |
|        |                        |                              |                         | CP     | 1.2  | 0.3 + 0.9                   |                           |                                      |
|        |                        |                              |                         |        |      | FEP                         | 68.6                      | 7.7 + 18.6 + 17.0 + 15.2 + 6.6 + 3.5 |
|        |                        |                              | IV                      | 3.5 sq | CP   | 1.2                         | 0.3 + 0.9                 |                                      |
|        |                        |                              | GP                      | 22 mm  | 露出   | 4.1                         | 0.3 + (2.4) + 0.9 + (0.5) |                                      |
|        |                        |                              |                         |        | 埋込   |                             |                           |                                      |
| R 2155 | R31<br>水処理設備補助継電器盤     | 空気配管圧力<br>検出                 | CVV<br>1.25 sq - 3 cx 2 | P&D    | 11.4 | 0.9 + 1.3 + 5.8 + 2.4 + 1.0 |                           |                                      |
|        |                        |                              |                         | RACK   |      |                             |                           |                                      |
|        |                        |                              |                         | CP     | 4.2  | 2.1 + 1.6 + 0.5             |                           |                                      |
|        |                        |                              |                         |        |      | FEP                         | 68.6                      | 7.7 + 18.6 + 17.0 + 15.2 + 6.6 + 3.5 |
|        |                        |                              |                         |        |      | CP                          |                           |                                      |
|        |                        |                              | GP                      | 36 mm  | 露出   | 4.7                         | 2.1 + 1.6 + 0.5 + (0.5)   |                                      |
|        |                        |                              |                         |        | 埋込   |                             |                           |                                      |
| R 2156 | CC04<br>水処理設備コントロールセンタ | LP21<br>水処理計装用<br>空気圧縮機現場操作盤 | CVV<br>1.25 sq - 10 c   | P&D    | 10.5 | 1.3 + 5.8 + 2.4 + 1.0       |                           |                                      |
|        |                        |                              |                         | RACK   | 2.1  | 0.2 + 1.9                   |                           |                                      |
|        |                        |                              |                         | CP     | 0.7  | 0.3 + 0.4                   |                           |                                      |
|        |                        |                              |                         |        |      | FEP                         | 68.6                      | 7.7 + 18.6 + 17.0 + 15.2 + 6.6 + 3.5 |
|        |                        |                              | IV                      | 3.5 sq | CP   | 0.7                         | 0.3 + 0.4                 |                                      |
|        |                        |                              | GP                      | 54 mm  | 露出   | 3.1                         | 0.3 + (2.4) + 0.4         |                                      |
|        |                        |                              |                         |        | 埋込   |                             |                           |                                      |

用水消毒設備（撤去）（ 9/ 16）

拾い出し根拠表

[電気設備更新 2期工事（補助）]

| No     | 自                         | 至                                | 種別・サイズ・本数               | 経路   | 合計   | 計 算                                  |  |
|--------|---------------------------|----------------------------------|-------------------------|------|------|--------------------------------------|--|
| R 2157 | CC04<br>水処理設備コントロールセンタ    | LP21<br>水処理計装用<br>空気圧縮機現<br>場操作盤 | CVV<br>1.25 sq - 2 cx 2 | P&D  | 10.5 | 1.3 + 5.8 + 2.4 + 1.0                |  |
|        |                           |                                  |                         | RACK | 2.1  | 0.2 + 1.9                            |  |
|        |                           |                                  |                         | CP   | 0.7  | 0.3 + 0.4                            |  |
|        |                           |                                  |                         | FEP  | 68.6 | 7.7 + 18.6 + 17.0 + 15.2 + 6.6 + 3.5 |  |
|        |                           |                                  | GP<br>36 mm             | 露出   | 3.1  | 0.3 + (2.4)+ 0.4                     |  |
|        |                           |                                  |                         | 埋込   |      |                                      |  |
| R 2158 | R31<br>水処理設備補助継電器盤        | LP21<br>水処理計装用<br>空気圧縮機現<br>場操作盤 | CVV<br>3.5 sq - 2 cx 2  | P&D  | 11.4 | 0.9 + 1.3 + 5.8 + 2.4 + 1.0          |  |
|        |                           |                                  |                         | RACK | 2.1  | 0.2 + 1.9                            |  |
|        |                           |                                  |                         | CP   | 0.7  | 0.3 + 0.4                            |  |
|        |                           |                                  |                         | FEP  | 68.6 | 7.7 + 18.6 + 17.0 + 15.2 + 6.6 + 3.5 |  |
|        |                           |                                  |                         | 露出   |      |                                      |  |
|        |                           |                                  |                         | 埋込   |      |                                      |  |
| R 2159 | R31<br>水処理設備補助継電器盤        | LP21<br>水処理計装用<br>空気圧縮機現<br>場操作盤 | CVV<br>1.25 sq - 20 c   | P&D  | 11.4 | 0.9 + 1.3 + 5.8 + 2.4 + 1.0          |  |
|        |                           |                                  |                         | RACK | 2.1  | 0.2 + 1.9                            |  |
|        |                           |                                  |                         | CP   | 0.7  | 0.3 + 0.4                            |  |
|        |                           |                                  |                         | FEP  | 68.6 | 7.7 + 18.6 + 17.0 + 15.2 + 6.6 + 3.5 |  |
|        |                           |                                  |                         | 露出   |      |                                      |  |
|        |                           |                                  |                         | 埋込   |      |                                      |  |
| R 2162 | CC01<br>水処理設備コントロールセンタ(1) | R11-13<br>水処理設備補助継電器盤            | 600V CV<br>3.5 sq - 2 c | P&D  | 5.5  | 1.3 + 2.3 + 1.6 + 0.3                |  |
|        |                           |                                  |                         | RACK |      |                                      |  |
|        |                           |                                  |                         | CP   |      |                                      |  |
|        |                           |                                  |                         | FEP  |      |                                      |  |
|        |                           |                                  |                         |      | 露出   |                                      |  |
|        |                           |                                  |                         |      | 埋込   |                                      |  |
| R 2163 | CC01<br>水処理設備コントロールセンタ(1) | R11-13<br>水処理設備補助継電器盤            | CVV<br>2 sq - 10 cx 5   | P&D  | 5.5  | 1.3 + 2.3 + 1.6 + 0.3                |  |
|        |                           |                                  |                         | RACK |      |                                      |  |
|        |                           |                                  |                         | CP   |      |                                      |  |
|        |                           |                                  |                         | FEP  |      |                                      |  |
|        |                           |                                  |                         |      | 露出   |                                      |  |
|        |                           |                                  |                         |      | 埋込   |                                      |  |

用水消毒設備（撤去）（10/16）

拾い出し根拠表

[電気設備更新 2期工事（補助）]

| N o    | 自                         | 至                     | 種別・サイズ・本数            | 経路   | 合計  | 計 算                         |
|--------|---------------------------|-----------------------|----------------------|------|-----|-----------------------------|
| R 2164 | CC01<br>水処理設備コントロールセンタ(1) | R11-13<br>水処理設備補助継電器盤 | CVV 2 sq - 8 c       | P&D  | 5.5 | 1.3 + 2.3 + 1.6 + 0.3       |
|        |                           |                       |                      | RACK |     |                             |
|        |                           |                       |                      | CP   |     |                             |
|        |                           |                       |                      | FEP  |     |                             |
|        |                           |                       |                      | CP   |     |                             |
|        |                           |                       |                      | 露出   |     |                             |
| R 2165 | CC01<br>水処理設備コントロールセンタ(1) | R11-13<br>水処理設備補助継電器盤 | CVV 2 sq - 6 c       | P&D  | 5.5 | 1.3 + 2.3 + 1.6 + 0.3       |
|        |                           |                       |                      | RACK |     |                             |
|        |                           |                       |                      | CP   |     |                             |
|        |                           |                       |                      | FEP  |     |                             |
|        |                           |                       |                      | CP   |     |                             |
|        |                           |                       |                      | 露出   |     |                             |
| R 2166 | CC01<br>水処理設備コントロールセンタ(1) | R11-13<br>水処理設備補助継電器盤 | CVV 2 sq - 5 cx 4    | P&D  | 5.5 | 1.3 + 2.3 + 1.6 + 0.3       |
|        |                           |                       |                      | RACK |     |                             |
|        |                           |                       |                      | CP   |     |                             |
|        |                           |                       |                      | FEP  |     |                             |
|        |                           |                       |                      | CP   |     |                             |
|        |                           |                       |                      | 露出   |     |                             |
| R 2167 | CC01<br>水処理設備コントロールセンタ(1) | R11-13<br>水処理設備補助継電器盤 | CVV 2 sq - 4 cx 2    | P&D  | 5.5 | 1.3 + 2.3 + 1.6 + 0.3       |
|        |                           |                       |                      | RACK |     |                             |
|        |                           |                       |                      | CP   |     |                             |
|        |                           |                       |                      | FEP  |     |                             |
|        |                           |                       |                      | CP   |     |                             |
|        |                           |                       |                      | 露出   |     |                             |
| R 2168 | CC02<br>水処理設備コントロールセンタ(2) | R11-13<br>水処理設備補助継電器盤 | 600V CV 3.5 sq - 2 c | P&D  | 7.0 | 1.5 + 1.3 + 2.3 + 1.6 + 0.3 |
|        |                           |                       |                      | RACK |     |                             |
|        |                           |                       |                      | CP   |     |                             |
|        |                           |                       |                      | FEP  |     |                             |
|        |                           |                       |                      | CP   |     |                             |
|        |                           |                       |                      | 露出   |     |                             |
|        |                           |                       |                      | 埋込   |     |                             |

用水消毒設備（撤去）（11/16）

拾い出し根拠表

[電気設備更新 2期工事（補助）]

| No     | 自                         | 至                     | 種別・サイズ・本数         | 経路   | 合計  | 計 算                         |
|--------|---------------------------|-----------------------|-------------------|------|-----|-----------------------------|
| R 2169 | CC02<br>水処理設備コントロールセンタ(2) | R11-13<br>水処理設備補助継電器盤 | CVV 2 sq - 6 cx 2 | P&D  | 7.0 | 1.5 + 1.3 + 2.3 + 1.6 + 0.3 |
|        |                           |                       |                   | RACK |     |                             |
|        |                           |                       |                   | CP   |     |                             |
|        |                           |                       |                   | FEP  |     |                             |
|        |                           |                       |                   | CP   |     |                             |
|        |                           |                       |                   | 露出   |     |                             |
| 埋込     |                           |                       |                   |      |     |                             |
| R 2170 | CC02<br>水処理設備コントロールセンタ(2) | R11-13<br>水処理設備補助継電器盤 | CVV 2 sq - 5 cx 3 | P&D  | 7.0 | 1.5 + 1.3 + 2.3 + 1.6 + 0.3 |
|        |                           |                       |                   | RACK |     |                             |
|        |                           |                       |                   | CP   |     |                             |
|        |                           |                       |                   | FEP  |     |                             |
|        |                           |                       |                   | CP   |     |                             |
|        |                           |                       |                   | 露出   |     |                             |
| 埋込     |                           |                       |                   |      |     |                             |
| R 2171 | CC02<br>水処理設備コントロールセンタ(2) | R11-13<br>水処理設備補助継電器盤 | CVV 2 sq - 4 cx 4 | P&D  | 7.0 | 1.5 + 1.3 + 2.3 + 1.6 + 0.3 |
|        |                           |                       |                   | RACK |     |                             |
|        |                           |                       |                   | CP   |     |                             |
|        |                           |                       |                   | FEP  |     |                             |
|        |                           |                       |                   | CP   |     |                             |
|        |                           |                       |                   | 露出   |     |                             |
| 埋込     |                           |                       |                   |      |     |                             |
| R 2172 | CC02<br>水処理設備コントロールセンタ(2) | R11-13<br>水処理設備補助継電器盤 | CVV 2 sq - 3 cx 2 | P&D  | 7.0 | 1.5 + 1.3 + 2.3 + 1.6 + 0.3 |
|        |                           |                       |                   | RACK |     |                             |
|        |                           |                       |                   | CP   |     |                             |
|        |                           |                       |                   | FEP  |     |                             |
|        |                           |                       |                   | CP   |     |                             |
|        |                           |                       |                   | 露出   |     |                             |
| 埋込     |                           |                       |                   |      |     |                             |
| R 2173 | CC02<br>水処理設備コントロールセンタ(2) | R11-13<br>水処理設備補助継電器盤 | CVV 2 sq - 2 c    | P&D  | 7.0 | 1.5 + 1.3 + 2.3 + 1.6 + 0.3 |
|        |                           |                       |                   | RACK |     |                             |
|        |                           |                       |                   | CP   |     |                             |
|        |                           |                       |                   | FEP  |     |                             |
|        |                           |                       |                   | CP   |     |                             |
|        |                           |                       |                   | 露出   |     |                             |
| 埋込     |                           |                       |                   |      |     |                             |

用水消毒設備（撤去）（12/16）

拾い出し根拠表

[電気設備更新 2期工事（補助）]

| No     | 自                      | 至                  | 種別・サイズ・本数           | 経路   | 合計  | 計   | 算 |
|--------|------------------------|--------------------|---------------------|------|-----|-----|---|
| R 2174 | CC04<br>水処理設備コントロールセンタ | R31<br>水処理設備補助継電器盤 | CVV 3.5 sq - 2 cx 2 | P&D  | 0.9 | 0.9 |   |
|        |                        |                    |                     | RACK |     |     |   |
|        |                        |                    |                     | CP   |     |     |   |
|        |                        |                    |                     | FEP  |     |     |   |
|        |                        |                    |                     | CP   |     |     |   |
|        |                        |                    |                     | 露出   |     |     |   |
| 埋込     |                        |                    |                     |      |     |     |   |
| R 2175 | CC04<br>水処理設備コントロールセンタ | R31<br>水処理設備補助継電器盤 | CVV 2 sq - 6 cx 3   | P&D  | 0.9 | 0.9 |   |
|        |                        |                    |                     | RACK |     |     |   |
|        |                        |                    |                     | CP   |     |     |   |
|        |                        |                    |                     | FEP  |     |     |   |
|        |                        |                    |                     | CP   |     |     |   |
|        |                        |                    |                     | 露出   |     |     |   |
| 埋込     |                        |                    |                     |      |     |     |   |
| R 2176 | CC04<br>水処理設備コントロールセンタ | R31<br>水処理設備補助継電器盤 | CVV 2 sq - 3 cx 3   | P&D  | 0.9 | 0.9 |   |
|        |                        |                    |                     | RACK |     |     |   |
|        |                        |                    |                     | CP   |     |     |   |
|        |                        |                    |                     | FEP  |     |     |   |
|        |                        |                    |                     | CP   |     |     |   |
|        |                        |                    |                     | 露出   |     |     |   |
| 埋込     |                        |                    |                     |      |     |     |   |
| R 2177 | CC04<br>水処理設備コントロールセンタ | R31<br>水処理設備補助継電器盤 | CVV 2 sq - 2 cx 3   | P&D  | 0.9 | 0.9 |   |
|        |                        |                    |                     | RACK |     |     |   |
|        |                        |                    |                     | CP   |     |     |   |
|        |                        |                    |                     | FEP  |     |     |   |
|        |                        |                    |                     | CP   |     |     |   |
|        |                        |                    |                     | 露出   |     |     |   |
| 埋込     |                        |                    |                     |      |     |     |   |
| R 2178 | CC04<br>水処理設備コントロールセンタ | R31<br>水処理設備補助継電器盤 | CVV 1.25 sq - 20 c  | P&D  | 0.9 | 0.9 |   |
|        |                        |                    |                     | RACK |     |     |   |
|        |                        |                    |                     | CP   |     |     |   |
|        |                        |                    |                     | FEP  |     |     |   |
|        |                        |                    |                     | CP   |     |     |   |
|        |                        |                    |                     | 露出   |     |     |   |
| 埋込     |                        |                    |                     |      |     |     |   |

用水消毒設備（撤去）（13/16）

拾い出し根拠表

[電気設備更新 2期工事（補助）]

| No     | 自                     | 至                     | 種別・サイズ・本数               | 経路   | 合計   | 計 算                                     |
|--------|-----------------------|-----------------------|-------------------------|------|------|---|
| R 2179 | R11-13<br>水処理設備補助継電器盤 | R31<br>水処理設備補助継電器盤    | CVV 1.25 sq - 15 c      | P&D  | 8.2  | 0.3 + 1.6 + 2.3 + 1.8 + 1.3 + 0.9       |
|        |                       |                       |                         | RACK |      |   |
|        |                       |                       |                         | CP   |      |   |
|        |                       |                       |                         | FEP  |      |   |
|        |                       |                       |                         | CP   |      |   |
|        |                       |                       |                         | 露出   |      |   |
|        |                       |                       |                         | 埋込   |      |   |
| R 2180 | R11-13<br>水処理設備補助継電器盤 | R21<br>汚泥処理設備補助継電器盤   | 600V CV 3.5 sq - 2 cx 2 | P&D  | 2.1  | 0.3 + 1.5 + 0.3                         |
|        |                       |                       |                         | RACK |      |   |
|        |                       |                       |                         | CP   |      |   |
|        |                       |                       |                         | FEP  |      |   |
|        |                       |                       |                         | CP   |      |   |
|        |                       |                       |                         | 露出   |      |   |
|        |                       |                       |                         | 埋込   |      |   |
| R 2181 | TD-11<br>計装変換器盤       | R11-13<br>水処理設備補助継電器盤 | CVV 2 sq - 2 cx 2       | P&D  | 11.0 | 0.8 + 1.6 + 3.9 + 0.7 + 2.2 + 1.5 + 0.3 |
|        |                       |                       |                         | RACK |      |   |
|        |                       |                       |                         | CP   |      |   |
|        |                       |                       |                         | FEP  |      |   |
|        |                       |                       |                         | CP   |      |   |
|        |                       |                       |                         | 露出   |      |   |
|        |                       |                       |                         | 埋込   |      |   |
| R 2182 | TD-12<br>計装変換器盤       | R11-13<br>水処理設備補助継電器盤 | 600V CV 5.5 sq - 2 cx 2 | P&D  | 11.0 | 0.8 + 1.6 + 3.9 + 0.7 + 2.2 + 1.5 + 0.3 |
|        |                       |                       |                         | RACK |      |   |
|        |                       |                       |                         | CP   |      |   |
|        |                       |                       |                         | FEP  |      |   |
|        |                       |                       |                         | CP   |      |   |
|        |                       |                       |                         | 露出   |      |   |
|        |                       |                       |                         | 埋込   |      |   |
| R 2183 | TD-12<br>計装変換器盤       | R11-13<br>水処理設備補助継電器盤 | 600V CV 3.5 sq - 2 cx 2 | P&D  | 11.0 | 0.8 + 1.6 + 3.9 + 0.7 + 2.2 + 1.5 + 0.3 |
|        |                       |                       |                         | RACK |      |   |
|        |                       |                       |                         | CP   |      |   |
|        |                       |                       |                         | FEP  |      |   |
|        |                       |                       |                         | CP   |      |   |
|        |                       |                       |                         | 露出   |      |   |
|        |                       |                       |                         | 埋込   |      |   |

用水消毒設備（撤去）（14/16）

拾い出し根拠表

[電気設備更新 2期工事（補助）]

| No     | 自               | 至                     | 種別・サイズ・本数           | 経路   | 合計   | 計 算                                     |
|--------|-----------------|-----------------------|---------------------|------|------|---|
| R 2184 | TD-12<br>計装変換器盤 | R11-13<br>水処理設備補助継電器盤 | CVV 2 sq - 2 cx 6   | P&D  | 11.0 | 0.8 + 1.6 + 3.9 + 0.7 + 2.2 + 1.5 + 0.3 |
|        |                 |                       |                     | RACK |      |   |
|        |                 |                       |                     | CP   |      |   |
|        |                 |                       |                     | FEP  |      |   |
|        |                 |                       |                     | CP   |      |   |
|        |                 |                       |                     | 露出   |      |   |
|        |                 |                       |                     | 埋込   |      |   |
| R 2185 | TD-11<br>計装変換器盤 | R31<br>水処理設備補助継電器盤    | CVV 3.5 sq - 2 c    | P&D  | 14.2 | 0.8 + 1.6 + 3.9 + 0.7 + 2.3 + 1.8 + 3.1 |
|        |                 |                       |                     | RACK |      |   |
|        |                 |                       |                     | CP   |      |   |
|        |                 |                       |                     | FEP  |      |   |
|        |                 |                       |                     | CP   |      |   |
|        |                 |                       |                     | 露出   |      |   |
|        |                 |                       |                     | 埋込   |      |   |
| R 2186 | TD-11<br>計装変換器盤 | R31<br>水処理設備補助継電器盤    | CVV 2 sq - 2 c      | P&D  | 14.2 | 0.8 + 1.6 + 3.9 + 0.7 + 2.3 + 1.8 + 3.1 |
|        |                 |                       |                     | RACK |      |   |
|        |                 |                       |                     | CP   |      |   |
|        |                 |                       |                     | FEP  |      |   |
|        |                 |                       |                     | CP   |      |   |
|        |                 |                       |                     | 露出   |      |   |
|        |                 |                       |                     | 埋込   |      |   |
| R 2187 | TD-12<br>計装変換器盤 | R31<br>水処理設備補助継電器盤    | CVV 3.5 sq - 2 cx 3 | P&D  | 14.2 | 0.8 + 1.6 + 3.9 + 0.7 + 2.3 + 1.8 + 3.1 |
|        |                 |                       |                     | RACK |      |   |
|        |                 |                       |                     | CP   |      |   |
|        |                 |                       |                     | FEP  |      |   |
|        |                 |                       |                     | CP   |      |   |
|        |                 |                       |                     | 露出   |      |   |
|        |                 |                       |                     | 埋込   |      |   |
| R 2188 | TD-12<br>計装変換器盤 | R31<br>水処理設備補助継電器盤    | CVV 2 sq - 15 c     | P&D  | 14.2 | 0.8 + 1.6 + 3.9 + 0.7 + 2.3 + 1.8 + 3.1 |
|        |                 |                       |                     | RACK |      |   |
|        |                 |                       |                     | CP   |      |   |
|        |                 |                       |                     | FEP  |      |   |
|        |                 |                       |                     | CP   |      |   |
|        |                 |                       |                     | 露出   |      |   |
|        |                 |                       |                     | 埋込   |      |   |

用水消毒設備（撤去）（15/16）

拾い出し根拠表

[電気設備更新 2期工事（補助）]

| No     | 自                         | 至                      | 種別・サイズ・本数                | 経路   | 合計   | 計 算                                     |
|--------|---------------------------|------------------------|--------------------------|------|------|---|
| R 2189 | TD-12<br>計装変換器盤           | R31<br>水処理設備補<br>助継電器盤 | CVV 2 sq - 2 cx 2        | P&D  | 14.2 | 0.8 + 1.6 + 3.9 + 0.7 + 2.3 + 1.8 + 3.1 |
|        |                           |                        |                          | RACK |      |   |
|        |                           |                        |                          | CP   |      |   |
|        |                           |                        |                          | FEP  |      |   |
|        |                           |                        |                          | CP   |      |   |
|        |                           |                        |                          | 露出   |      |   |
|        |                           |                        |                          | 埋込   |      |   |
| R 2190 | R11-13<br>水処理設備補<br>助継電器盤 | RCS-1<br>コントローラ盤(1)    | EM-CEE 1.25 sq - 10 cx 7 | P&D  | 9.0  | 0.3 + 1.5 + 2.2 + 0.7 + 3.9 + 0.4       |
|        |                           |                        |                          | RACK |      |   |
|        |                           |                        |                          | CP   |      |   |
|        |                           |                        |                          | FEP  |      |   |
|        |                           |                        |                          | CP   |      |   |
|        |                           |                        |                          | 露出   |      |   |
|        |                           |                        |                          | 埋込   |      |   |
| R 2191 | R11-13<br>水処理設備補<br>助継電器盤 | RCS-1<br>コントローラ盤(1)    | EM-CEE 1.25 sq - 7 cx 5  | P&D  | 9.0  | 0.3 + 1.5 + 2.2 + 0.7 + 3.9 + 0.4       |
|        |                           |                        |                          | RACK |      |   |
|        |                           |                        |                          | CP   |      |   |
|        |                           |                        |                          | FEP  |      |   |
|        |                           |                        |                          | CP   |      |   |
|        |                           |                        |                          | 露出   |      |   |
|        |                           |                        |                          | 埋込   |      |   |
| R 2192 | R11-13<br>水処理設備補<br>助継電器盤 | RCS-1<br>コントローラ盤(1)    | EM-CEE 1.25 sq - 5 cx 4  | P&D  | 9.0  | 0.3 + 1.5 + 2.2 + 0.7 + 3.9 + 0.4       |
|        |                           |                        |                          | RACK |      |   |
|        |                           |                        |                          | CP   |      |   |
|        |                           |                        |                          | FEP  |      |   |
|        |                           |                        |                          | CP   |      |   |
|        |                           |                        |                          | 露出   |      |   |
|        |                           |                        |                          | 埋込   |      |   |
| R 2193 | R11-13<br>水処理設備補<br>助継電器盤 | RCS-1<br>コントローラ盤(1)    | EM-CEE 1.25 sq - 2 c     | P&D  | 9.0  | 0.3 + 1.5 + 2.2 + 0.7 + 3.9 + 0.4       |
|        |                           |                        |                          | RACK |      |   |
|        |                           |                        |                          | CP   |      |   |
|        |                           |                        |                          | FEP  |      |   |
|        |                           |                        |                          | CP   |      |   |
|        |                           |                        |                          | 露出   |      |   |
|        |                           |                        |                          | 埋込   |      |   |

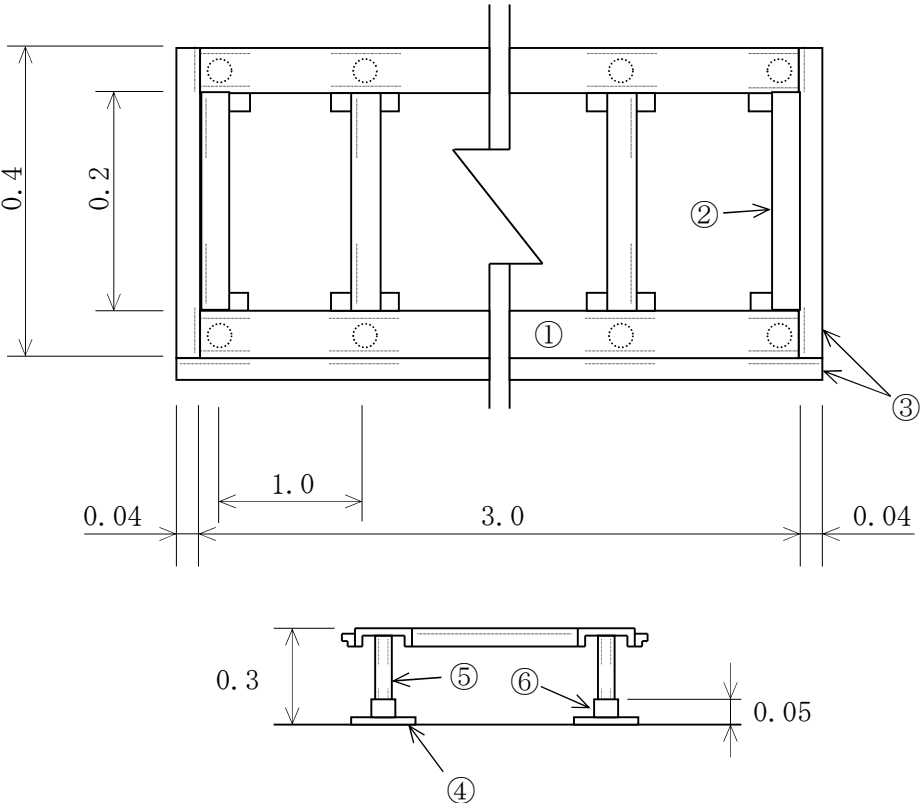
用水消毒設備（撤去）（16/16）

拾い出し根拠表

[電気設備更新 2期工事（補助）]

| No     | 自                  | 至                   | 種別・サイズ・本数               | 経路   | 合計   | 計                                 | 算 |
|--------|--------------------|---------------------|-------------------------|------|------|-----------------------------------|---|
| R 2194 | R31<br>水処理設備補助継電器盤 | RCS-1<br>コントローラ盤(1) | EM-CEE<br>1.25 sq - 5 c | P&D  | 12.2 | 3.1 + 1.8 + 2.3 + 0.7 + 3.9 + 0.4 |   |
|        |                    |                     |                         | RACK |      |                                   |   |
|        |                    |                     |                         | CP   |      |                                   |   |
|        |                    |                     |                         | FEP  |      |                                   |   |
|        |                    |                     |                         | CP   |      |                                   |   |
|        |                    |                     |                         | 露出   |      |                                   |   |
|        |                    |                     |                         | 埋込   |      |                                   |   |
| R 2195 | R31<br>水処理設備補助継電器盤 | RCS-1<br>コントローラ盤(1) | EM-CEE<br>1.25 sq - 2 c | P&D  | 12.2 | 3.1 + 1.8 + 2.3 + 0.7 + 3.9 + 0.4 |   |
|        |                    |                     |                         | RACK |      |                                   |   |
|        |                    |                     |                         | CP   |      |                                   |   |
|        |                    |                     |                         | FEP  |      |                                   |   |
|        |                    |                     |                         | CP   |      |                                   |   |
|        |                    |                     |                         | 露出   |      |                                   |   |
|        |                    |                     |                         | 埋込   |      |                                   |   |
|        |                    |                     |                         | P&D  |      |                                   |   |
|        |                    |                     |                         | RACK |      |                                   |   |
|        |                    |                     |                         | CP   |      |                                   |   |
|        |                    |                     |                         | FEP  |      |                                   |   |
|        |                    |                     |                         | CP   |      |                                   |   |
|        |                    |                     |                         | 露出   |      |                                   |   |
|        |                    |                     |                         | 埋込   |      |                                   |   |
|        |                    |                     |                         | P&D  |      |                                   |   |
|        |                    |                     |                         | RACK |      |                                   |   |
|        |                    |                     |                         | CP   |      |                                   |   |
|        |                    |                     |                         | FEP  |      |                                   |   |
|        |                    |                     |                         | CP   |      |                                   |   |
|        |                    |                     |                         | 露出   |      |                                   |   |
|        |                    |                     |                         | 埋込   |      |                                   |   |
|        |                    |                     |                         | P&D  |      |                                   |   |
|        |                    |                     |                         | RACK |      |                                   |   |
|        |                    |                     |                         | CP   |      |                                   |   |
|        |                    |                     |                         | FEP  |      |                                   |   |
|        |                    |                     |                         | CP   |      |                                   |   |
|        |                    |                     |                         | 露出   |      |                                   |   |
|        |                    |                     |                         | 埋込   |      |                                   |   |

複合工計算書

| 名 称   | 水処理設備CC (1)・(2) (撤去) | 1 式 | ①溝形鋼<br>[-100×50×5t<br>……9.36kg/m  | 3×2×9.36<br>= 56.16           | 計<br>56.16<br>kg |
|---|----------------------|-----|------------------------------------|-------------------------------|------------------|
|  |                      |     | ②等辺山形鋼<br>L-50×50×6t<br>……4.43kg/m | 0.2×4×4.43<br>= 3.544         | 3.544<br>kg      |
|   |                      |     | ③等辺山形鋼<br>L-40×40×5t<br>……2.95kg/m | (0.4×2+3.08)×2.95<br>= 11.446 | 11.446<br>kg     |
|   |                      |     | ④鋼 板<br>150×150×9t<br>…1.586kg/枚   | 8×1.586<br>= 12.688           | 12.688<br>kg     |
|   |                      |     | ⑤鋼 管<br>50A<br>……5.31kg/m          | 0.3×8×5.31<br>= 12.744        | 12.744<br>kg     |
|   |                      |     | ⑥鋼 管<br>65A<br>……7.47kg/m          | 0.05×8×7.47<br>= 2.988        | 2.988<br>kg      |
|   |                      |     | 計                                  |                               | 99.57<br>kg      |

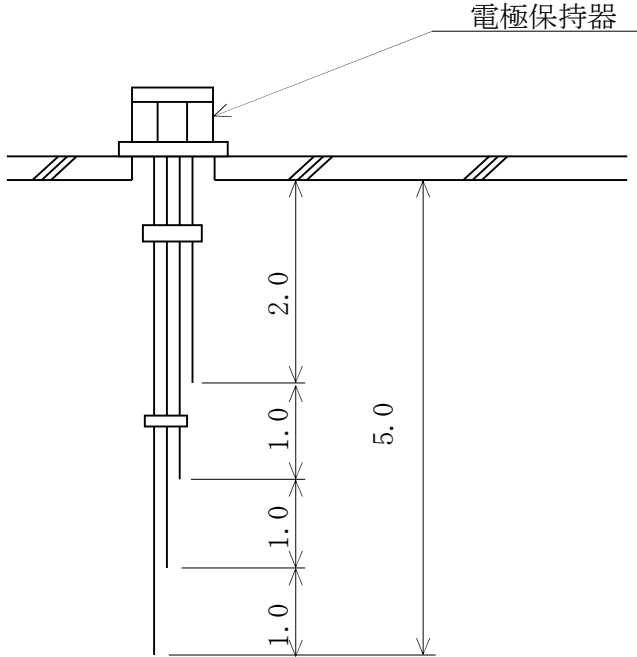
複合工計算書

| 名 称 | 水処理設備CC・RY (撤去) | 1 式 | ①溝形鋼<br>[-100×50×5t<br>……9.36kg/m  | 1.8×2×9.36<br>= 33.696       | 計<br>33.696<br>kg |
|-----|-----------------|-----|------------------------------------|------------------------------|-------------------|
|     |                 |     | ②等辺山形鋼<br>L-50×50×6t<br>……4.43kg/m | 0.2×3×4.43<br>= 2.658        | 2.658<br>kg       |
|     |                 |     | ③等辺山形鋼<br>L-40×40×5t<br>……2.95kg/m | (0.4×2+1.88)×2.95<br>= 7.906 | 7.906<br>kg       |
|     |                 |     | ④鋼 板<br>150×150×9t<br>…1.586kg/枚   | 6×1.586<br>= 9.516           | 9.516<br>kg       |
|     |                 |     | ⑤鋼 管<br>50A<br>……5.31kg/m          | 0.3×6×5.31<br>= 9.558        | 9.558<br>kg       |
|     |                 |     | ⑥鋼 管<br>65A<br>……7.47kg/m          | 0.05×6×7.47<br>= 2.241       | 2.241<br>kg       |
|     |                 |     | 計                                  |                              | 65.575<br>kg      |

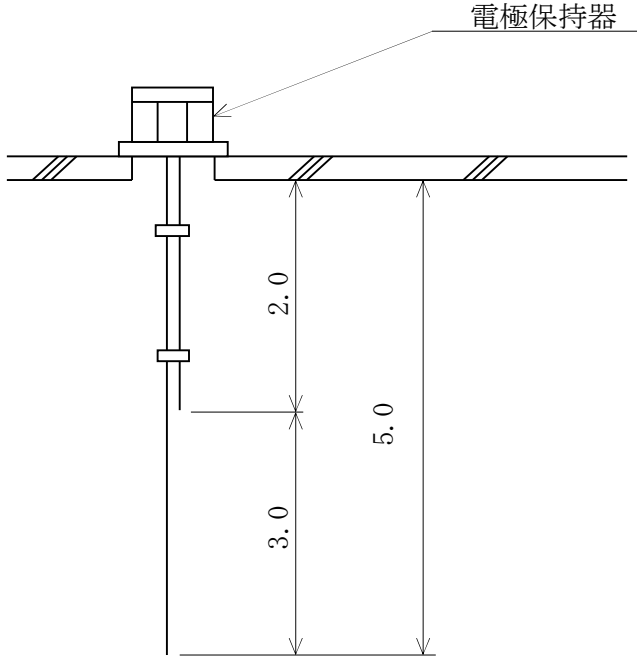
複合工計算書

| 名 称 | 水処理設備R Y (撤去) | 1 式 |                                    |                              | 計            |
|-----|---------------|-----|------------------------------------|------------------------------|--------------|
|     |               |     | ①溝形鋼<br>[-100×50×5t<br>……9.36kg/m  | 1.8×2×9.36<br>= 33.696       | 33.696<br>kg |
|     |               |     | ②等辺山形鋼<br>L-50×50×6t<br>……4.43kg/m | 0.2×3×4.43<br>= 2.658        | 2.658<br>kg  |
|     |               |     | ③等辺山形鋼<br>L-40×40×5t<br>……2.95kg/m | (0.4×2+1.88)×2.95<br>= 7.906 | 7.906<br>kg  |
|     |               |     | ④鋼 板<br>150×150×9t<br>…1.586kg/枚   | 6×1.586<br>= 9.516           | 9.516<br>kg  |
|     |               |     | ⑤鋼 管<br>50A<br>……5.31kg/m          | 0.3×6×5.31<br>= 9.558        | 9.558<br>kg  |
|     |               |     | ⑥鋼 管<br>65A<br>……7.47kg/m          | 0.05×6×7.47<br>= 2.241       | 2.241<br>kg  |
|     |               |     | 計                                  |                              | 65.575<br>kg |

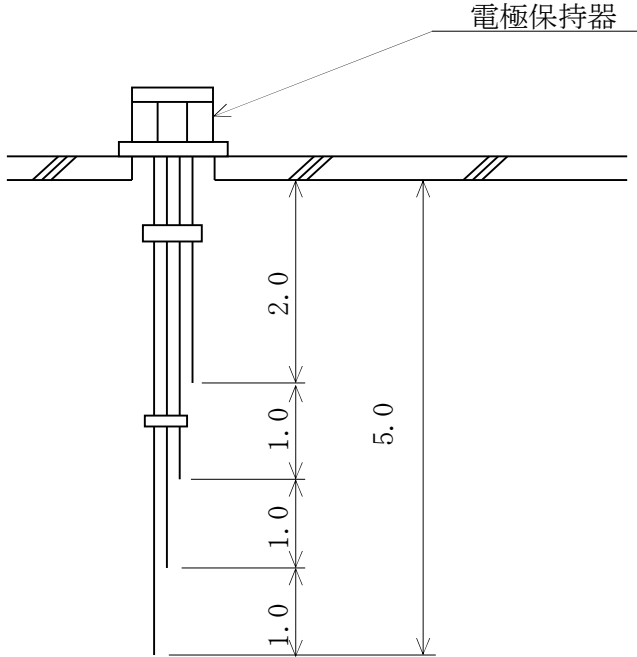
複合工計算書

| 名 称  | 雑用水槽電極（運転用）（4P）（撤去） | 1ヶ所 | 電極保持器<br>4P | 計<br>1<br>個 |
|--|---------------------|-----|-------------|-------------|
| <div style="display: flex; align-items: center; justify-content: center;">  </div> |                     |     |             |             |

複合工計算書

| 名 称  | 雑用水槽電極（警報用）（2P）（撤去） | 1ヶ所 | 電極保持器<br>2P | 計<br>1<br>個 |
|--|---------------------|-----|-------------|-------------|
|  |                     |     |             |             |

複合工計算書

| 名 称  | 二次処理水槽電極 (4P) (撤去) | 1ヶ所 | 電極保持器<br>4P | 計<br>1<br>個 |
|--|--------------------|-----|-------------|-------------|
| <div style="display: flex; align-items: center; justify-content: center;">  </div> |                    |     |             |             |
|  |                    |     |             |             |
|  |                    |     |             |             |
|  |                    |     |             |             |
|  |                    |     |             |             |
|  |                    |     |             |             |
|  |                    |     |             |             |

各種電気屑重量集計表

| 名称 | 数 | 項目             | 計算式及び計算値  |
|----|---|----------------|---|
|    |   | ケーブル重量<br>(t)  | 2.1819 t (ケーブル屑・銅屑重量算出表参照)<br>※ケーブル屑重量+銅屑重量                       |
|    |   | 銅屑重量<br>(t)    | 1.0223 t (ケーブル屑・銅屑重量算出表参照)  |
|    |   | 鉄屑重量<br>(t)    | 0.2923 t (鉄屑(電線管)重量算出表参照)<br>0.2307 t (鋼材SS重量算出表参照)               |
|    |   | アルミ屑重量<br>(t)  | t (アルミ屑(ケーブルラック)重量算出表参照)  |
|    |   | SUS屑重量<br>(t)  | 0 t (SUS屑(プルボックス)重量算出表参照)   |
|    |   | 電気機器屑<br>重量(t) | t → 0 kg 撤去機器重量(SUS屑)<br>4.84 t 撤去盤重量(鉄屑)<br><br>計 4.84 t         |
|    |   | 発生品運搬<br>重量(t) | 2.1819 + 0.2923 + 0.2307 + 0 +<br>0 + 4.84 +<br>= 7.5449 → 7.54 t |

撤去機器重量表

| 機器名称              | 形状 | 単位 | 数量  | 単位重量<br>(t) | 重量(t) | 備考 |
|-------------------|----|----|-----|-------------|-------|----|
| 水処理設備コントロールセンタ(1) |    | 面  | 2.0 | 0.52        | 1.040 |    |
| 水処理設備コントロールセンタ(2) |    | 面  | 3.0 | 0.52        | 1.560 |    |
| 水処理設備コントロールセンタ    |    | 面  | 2.0 | 0.52        | 1.040 |    |
| 水処理設備補助継電器盤       |    | 面  | 4.0 | 0.3         | 1.200 |    |
|                   |    |    |     |             |       |    |
|                   |    |    |     |             |       |    |
| 合計                |    |    |     |             | 4.840 |    |

スクラップ集計表

|        | 鉄屑H3   | ステンレス屑<br>18Cr:8Ni | アルミ屑<br>新切合金 | 1号銅線屑  | 2号銅線屑  | 被服銅線<br>ナゲット処分 |
|--------|--------|--------------------|--------------|--------|--------|----------------|
| 重量(kg) | 523.00 |                    |              | 425.34 | 596.92 | 2181.87        |
| 重量(t)  | 0.523  |                    |              | 0.4253 | 0.5969 | 2.1819         |

スクラップ根拠表(1/4)

| スクラップ根拠表 (各材料の質量は複合工計算書による) |            |  |                   |             |     |
|-----------------------------|------------|--|-------------------|-------------|-----|
| 材 料                         | 数 量<br>[m] |  | 単 位 重 量<br>[kg/m] | 重 量<br>[kg] | 備 考 |
| 鋼材 SS                       |            |  |                   |             |     |
| 水処理設備CC(1)・(2)              |            |  |                   | 99.57       |     |
| 水処理設備CC・RY                  |            |  |                   | 65.575      |     |
| 水処理設備RY                     |            |  |                   | 65.575      |     |
| 小 計                         |            |  |                   | 230.72      |     |
| 計                           |            |  |                   | 230.70      |     |

スクラップ根拠表(2/4)

| スクラップ根拠表 (各材料の質量は積算資料による) |            |  |                   |             |     |
|---------------------------|------------|--|-------------------|-------------|-----|
| 材 料                       | 数 量<br>[m] |  | 単 位 重 量<br>[kg/m] | 重 量<br>[kg] | 備 考 |
| 厚網電線管                     |            |  |                   |             |     |
| G 54 mm                   | 8.47       |  | 3.90              | 33.03       |     |
| G 42 mm                   | 34         |  | 2.78              | 94.52       |     |
| G 36 mm                   | 25.1       |  | 2.42              | 60.74       |     |
| G 28 mm                   | 41.7       |  | 1.89              | 78.81       |     |
| G 22 mm                   | 42.5       |  | 1.37              | 58.23       |     |
| 小 計                       |            |  |                   | 292.30      |     |
| 計                         |            |  |                   | 292.30      |     |

スクラップ根拠表(3/4)

| SUS屑(ブルボックス)重量算出表 (各材料の質量は積算資料による) |            |  |                   |             |     |
|------------------------------------|------------|--|-------------------|-------------|-----|
| 材 料                                | 数 量<br>[個] |  | 単 位 重 量<br>[kg/個] | 重 量<br>[kg] | 備 考 |
|                                    |            |  |                   |             |     |
| 小 計                                |            |  |                   |             |     |
| 計                                  |            |  |                   |             |     |

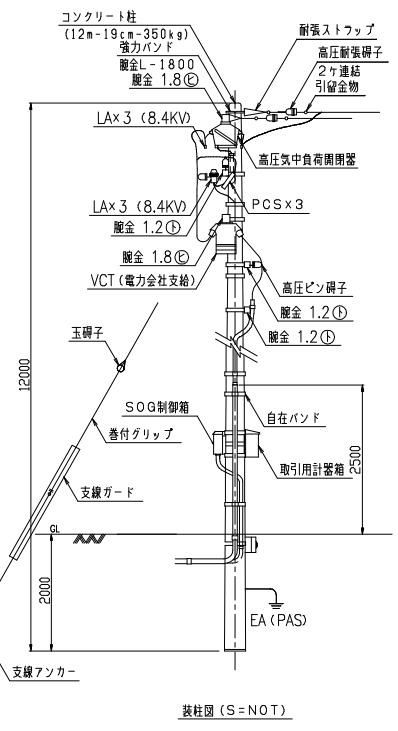
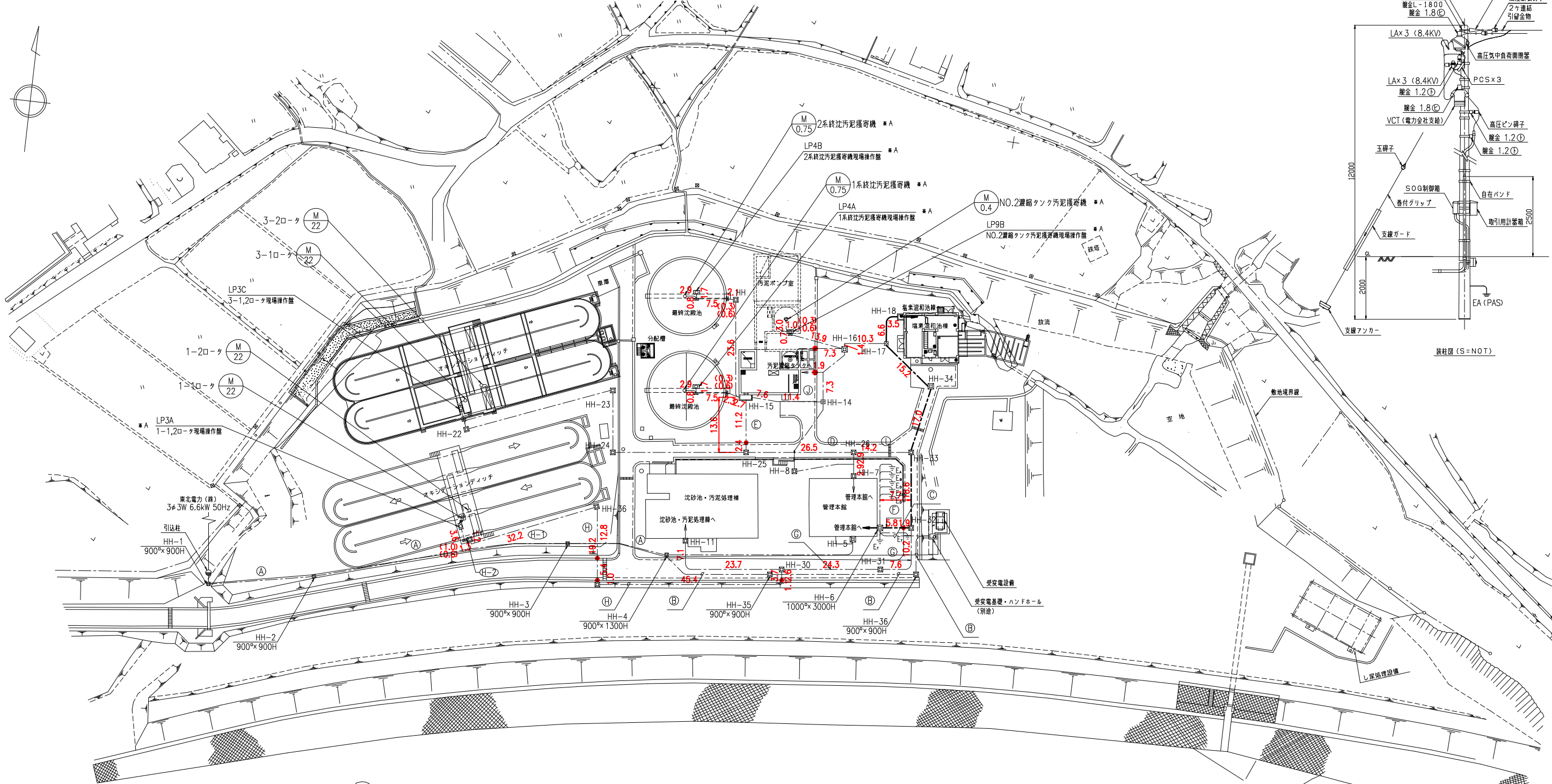
## スクラップ根拠表(4/4)

| スクラップ根拠表 (ケーブル重量, 銅質量は積算資料による) |         |                   |                 |             |             |                |         |
|--------------------------------|---------|-------------------|-----------------|-------------|-------------|----------------|---------|
| 材 料                            | 数 量 [m] | ケーブル重量<br>[kg/km] | 銅質量<br>[kg/ドラム] | 標準条長<br>[m] | 銅重量<br>[kg] | ケーブル重量<br>[kg] | 備考      |
|                                | A       | B                 | C               | D           | A×C/D       | A×B/1000       |         |
| 600V-CV 60 □ - 3 C             | 98      | 2170              | 500             | 300         | 163.33      | 212.66         |         |
| 600V-CV 22 □ - 3 C             | 105     | 860               | 183             | 300         | 64.05       | 90.3           |         |
| 600V-CV 14 □ - 3 C             | 408     | 585               | 116             | 300         | 157.76      | 238.68         |         |
| 600V-CV 8 □ - 3 C              | 183     | 385               | 65.9            | 300         | 40.2        | 70.46          |         |
| IV 22 □                        |         | 265               | 39.9            | 300         |             |                |         |
| IV 14 □                        |         | 175               | 38.3            | 300         |             |                |         |
|                                |         |                   |                 |             |             |                |         |
| 計                              |         |                   |                 |             | 425.34      | 612.10         | 1号銅線屑   |
|                                |         |                   |                 |             |             |                |         |
| 600V-CV 5.5 □ - 3 C            |         | 300               | 45.8            | 300         |             |                |         |
| 600V-CV 5.5 □ - 2 C            | 24.2    | 235               | 30.5            | 300         | 2.46        | 5.69           |         |
| 600V-CV 3.5 □ - 3 C            | 297     | 210               | 29.3            | 300         | 29.01       | 62.37          |         |
| 600V-CV 3.5 □ - 2 C            | 133     | 165               | 19.5            | 300         | 8.65        | 21.95          |         |
| 600V-CE 3.5 □ - 2 C            |         | 165               | 19.5            | 300         |             |                |         |
| CVV 3.5 □ - 2 C                | 762     | 180               | 19.5            | 300         | 49.53       | 137.16         |         |
| CVV 2 □ - 20 C                 | 105     | 735               | 110             | 300         | 38.5        | 77.18          |         |
| CVV 2 □ - 15 C                 | 120     | 575               | 82.4            | 300         | 32.96       | 69             |         |
| CVV 2 □ - 12 C                 |         | 490               | 65.9            | 300         |             |                |         |
| CVV 2 □ - 10 C                 | 754     | 430               | 54.9            | 300         | 137.98      | 324.22         |         |
| CVV 2 □ - 8 C                  | 6.05    | 340               | 43.9            | 300         | 0.89        | 2.06           |         |
| CVV 2 □ - 7 C                  |         | 300               | 38.4            | 300         |             |                |         |
| CVV 2 □ - 6 C                  | 443     | 280               | 32.9            | 300         | 48.58       | 124.04         |         |
| CVV 2 □ - 5 C                  | 152     | 240               | 27.4            | 300         | 13.88       | 36.48          |         |
| CVV 2 □ - 4 C                  | 347     | 200               | 22.0            | 300         | 25.45       | 69.4           |         |
| CVV 2 □ - 3 C                  | 749     | 130               | 16.5            | 300         | 41.2        | 97.37          |         |
| CVV 2 □ - 2 C                  | 1190    | 130               | 11.0            | 300         | 43.63       | 154.7          |         |
| CVV 1.25 □ - 20 C              | 92.1    | 515               | 61.8            | 300         | 18.97       | 47.43          |         |
| CVV 1.25 □ - 15 C              | 9.02    | 405               | 46.4            | 300         | 1.4         | 3.65           |         |
| CVV 1.25 □ - 12 C              | 297     | 350               | 37.1            | 300         | 36.73       | 103.95         |         |
| CVV 1.25 □ - 10 C              | 90.1    | 310               | 30.9            | 300         | 9.28        | 27.93          |         |
| CEE 1.25 □ - 10 C              | 69.3    | 310               | 30.9            | 300         | 7.14        | 21.48          |         |
| CVV 1.25 □ - 8 C               | 98.1    | 250               | 24.7            | 300         | 8.08        | 24.53          |         |
| CEE 1.25 □ - 7 C               | 49.5    | 220               | 21.6            | 300         | 3.56        | 10.89          |         |
| CVV 1.25 □ - 6 C               | 99.1    | 200               | 18.5            | 300         | 6.11        | 19.82          |         |
| CEE 1.25 □ - 5 C               | 53      | 175               | 15.5            | 300         | 2.74        | 9.28           |         |
| CVV 1.25 □ - 4 C               | 206     | 150               | 12.4            | 300         | 8.51        | 30.9           |         |
| CVV 1.25 □ - 3 C               | 386     | 120               | 9.3             | 300         | 11.97       | 46.32          |         |
| CVV 1.25 □ - 2 C               | 376     | 100               | 6.2             | 300         | 7.77        | 37.6           |         |
| CEE 1.25 □ - 2 C               | 23.3    | 100               | 6.2             | 300         | 0.48        | 2.33           |         |
| CVV-S 2 □ - 2 C                |         | 130               | 11.0            | 300         |             |                | CVV直近適用 |
| IV 5.5 □                       | 16.6    | 70                | 15.0            | 300         | 0.83        | 1.16           |         |
| IV 3.5 □                       | 19.6    | 45                | 9.6             | 300         | 0.63        | 0.88           |         |
|                                |         |                   |                 |             |             |                |         |
| 計                              |         |                   |                 |             | 596.92      | 1569.77        | 2号銅線屑   |

<根拠図>



# 全体平面図 S=1/500



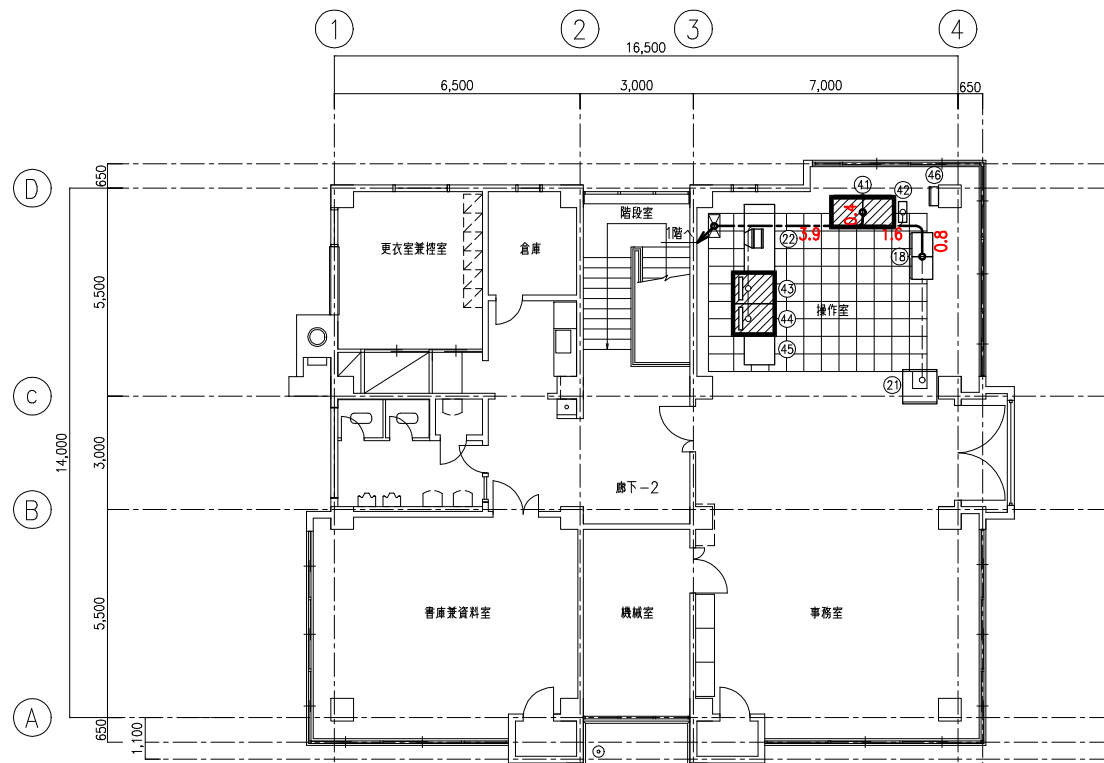
地中電路表 (FEP)

| 記号 | 高圧  | 低圧    | 制御    | 計装  | NTT | 予備  | 埋設深さ    | 備考 |
|----|-----|-------|-------|-----|-----|-----|---------|----|
| ①  | 100 | 100   | -     | 50  | -   | 50  | GL-600  | 既設 |
| ②  | 100 | -     | -     | 50  | -   | 100 | GL-600  | *  |
| ③  | -   | 200×2 | 100   | -   | -   | 100 | GL-600  | *  |
| ④  | -   | 100   | 200   | -   | -   | -   | GL-600  | 今回 |
| ⑤  | -   | 80    | 80    | -   | -   | -   | GL-660  | 既設 |
| ⑥  | -   | 150×2 | 100×2 | -   | -   | -   | GL-840  | 既設 |
| ⑦  | -   | 100   | 200   | -   | -   | -   | GL-600  | 今回 |
| ⑧  | -   | 80    | 80    | -   | -   | -   | GL-660  | 既設 |
| ⑨  | -   | 80    | 100   | -   | -   | -   | GL-600  | 今回 |
| ⑩  | -   | 150×2 | -     | 150 | -   | -   | GL-650  | 既設 |
| ⑪  | -   | 150   | 150×2 | 150 | -   | -   | GL-910  | 既設 |
| ⑫  | -   | 150   | 150×3 | -   | -   | -   | GL-1170 | 既設 |

| 記号 | 高圧 | 低圧    | 制御    | 計装  | NTT | 予備 | 埋設深さ        | 備考 |
|----|----|-------|-------|-----|-----|----|-------------|----|
| ⑬  | -  | 80    | 100   | -   | -   | -  | GL-600      | 今回 |
| ⑭  | -  | 150×2 | -     | 150 | -   | -  | GL-650      | 既設 |
| ⑮  | -  | 150   | 150×3 | -   | -   | -  | GL-910      | 既設 |
| ⑯  | -  | -     | 80    | -   | -   | -  | GL-600      | 今回 |
| ⑰  | -  | 150×2 | 100   | 100 | -   | -  | GL-300 (土)  | 既設 |
| ⑱  | -  | -     | 80    | -   | -   | -  | GL-600 (舗装) | 既設 |
| ⑲  | -  | -     | 80    | -   | -   | -  | GL-600      | 今回 |
| ⑳  | -  | 150   | 100   | 100 | -   | -  | GL-300      | 既設 |
| ㉑  | -  | -     | 80    | -   | -   | -  | GL-600      | 今回 |
| ㉒  | -  | 100×2 | -     | 100 | -   | -  | GL-300      | 既設 |
| ㉓  | -  | 125   | 200   | -   | -   | -  | GL-600      | 今回 |
| ㉔  | -  | -     | 80    | -   | -   | -  | GL-600      | 今回 |
| ㉕  | -  | 50    | 50    | -   | -   | -  | GL-660      | 既設 |

- 注記
- ① は今回を示す。
  - ② は既設を示す。
  - ※A はケーブル・電線管の更新を示す。
  - 既設ハンドホールに新設FEPを接続する箇所はコア抜きを計上する。

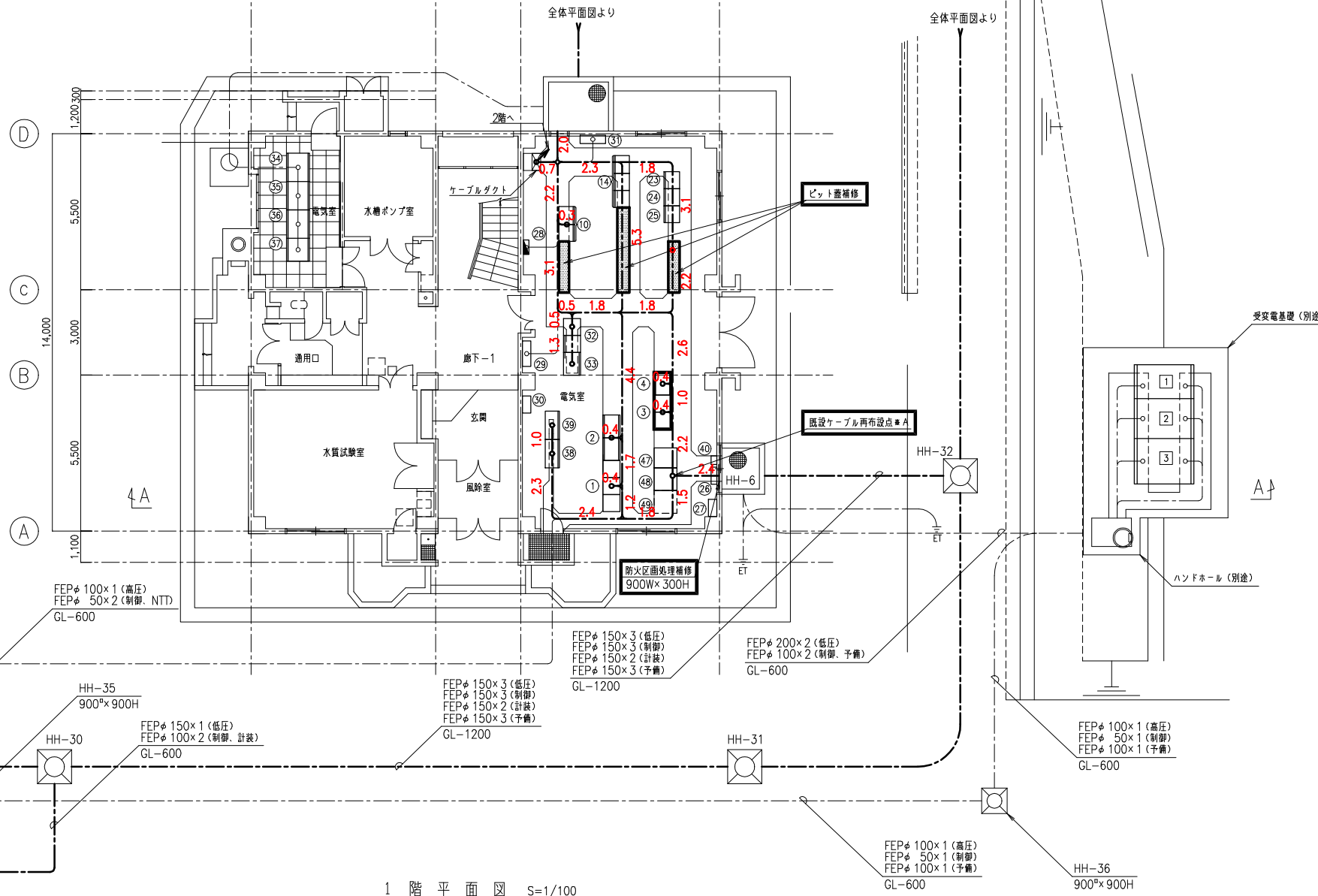
|      |              |    |      |
|------|--------------|----|------|
| 工事名  |              |    |      |
| 箇所   | 川崎町大字支倉字川向地内 |    |      |
| 図面名称 | 全体平面図        |    |      |
| 縮尺   | S=1/500      |    |      |
| 設計者  | 川崎町          | 図番 | E/12 |



2階平面図 S=1/100

盤名称一覧表

| 番号 | 盤記号    | 盤名称                | 備考 | 番号 | 盤記号     | 盤名称               | 備考   |
|----|--------|--------------------|----|----|---------|-------------------|------|
| 1  | HC-01  | 引込受電盤              | 既設 | 26 | EB      | 接地端子盤             | 既設   |
| 2  | TC-01  | 動力変圧器盤             | "  | 27 | MT-1-1  | 建築付帯盤             | "    |
| 3  | LC-01  | 動力・照明主幹盤           | "  | 28 | LG-1    | 外灯分電盤             | "    |
| 1  | CC-W1  | 1系水処理設備コントロールセンタ   | "  | 29 | ML-1-1  | 建築付帯盤             | "    |
| 2  | RY-W1  | 1系水処理設備補助電器盤       | "  | 30 | MP-1-1  | 建築付帯盤             | "    |
| 3  | CC-U   | 用水消毒設備コントロールセンタ    | 今回 | 31 | MLP-M   | 建築付帯盤             | "    |
| 4  | RY-U   | 用水消毒設備補助電器盤        | "  | 32 | CC-2N   | 水処理設備(2)コントロールセンタ | "    |
| 5  |        |                    |    | 33 | Ry-2N   | 水処理設備(2)補助電器盤     | "    |
| 6  |        |                    |    | 34 | WVF-2-1 | 2-1ロータWVF盤        | "    |
| 7  |        |                    |    | 35 | WVF-2-2 | 2-2ロータWVF盤        | "    |
| 8  |        |                    |    | 36 | WVF-3-1 | 3-1ロータWVF盤        | "    |
| 9  |        |                    |    | 37 | WVF-3-2 | 3-2ロータWVF盤        | "    |
| 10 | R21,22 | 汚泥処理設備補助電器盤        | 既設 | 38 |         | 1-1ロータWVF盤        | "    |
| 11 |        |                    |    | 39 |         | 1-2ロータWVF盤        | "    |
| 12 |        |                    |    | 40 | EB2     | 接地端子盤             | "    |
| 13 |        |                    |    | 41 | Co1     | コントロール盤           | 機能増設 |
| 14 | CC03   | 汚泥処理設備コントロールセンタ    | 既設 | 42 | UPS     | ミニUPS             | 既設   |
| 15 |        |                    |    | 43 | DSP-1   | ディスプレイ監視制御装置(1)   | 機能増設 |
| 16 |        |                    |    | 44 | DSP-2   | ディスプレイ監視制御装置(2)   | 機能増設 |
| 17 |        |                    |    | 45 | PR      | プリンタ              | 既設   |
| 18 | TD     | 計装変換器盤             | 既設 | 46 | P-6     | し尿処理設備監視盤         | "    |
| 19 |        |                    |    | 47 | CVCF-1  | 蓄電池盤              | "    |
| 20 |        |                    |    | 48 | CVCF-2  | 直流電源盤             | "    |
| 21 | TM     | テレメータ収納盤(釜房)       | 既設 | 49 | CVCF-3  | インバータ盤            | 将来   |
| 22 | D      | システム机              | "  |    |         |                   |      |
| 23 | R23    | 汚泥処理設備補助電器盤        | "  |    |         |                   |      |
| 24 | CC-32  | 汚泥処理設備コントロールセンタ(1) | "  |    |         |                   |      |
| 25 | CC-32  | 汚泥処理設備コントロールセンタ(2) | "  |    |         |                   |      |



1階平面図 S=1/100

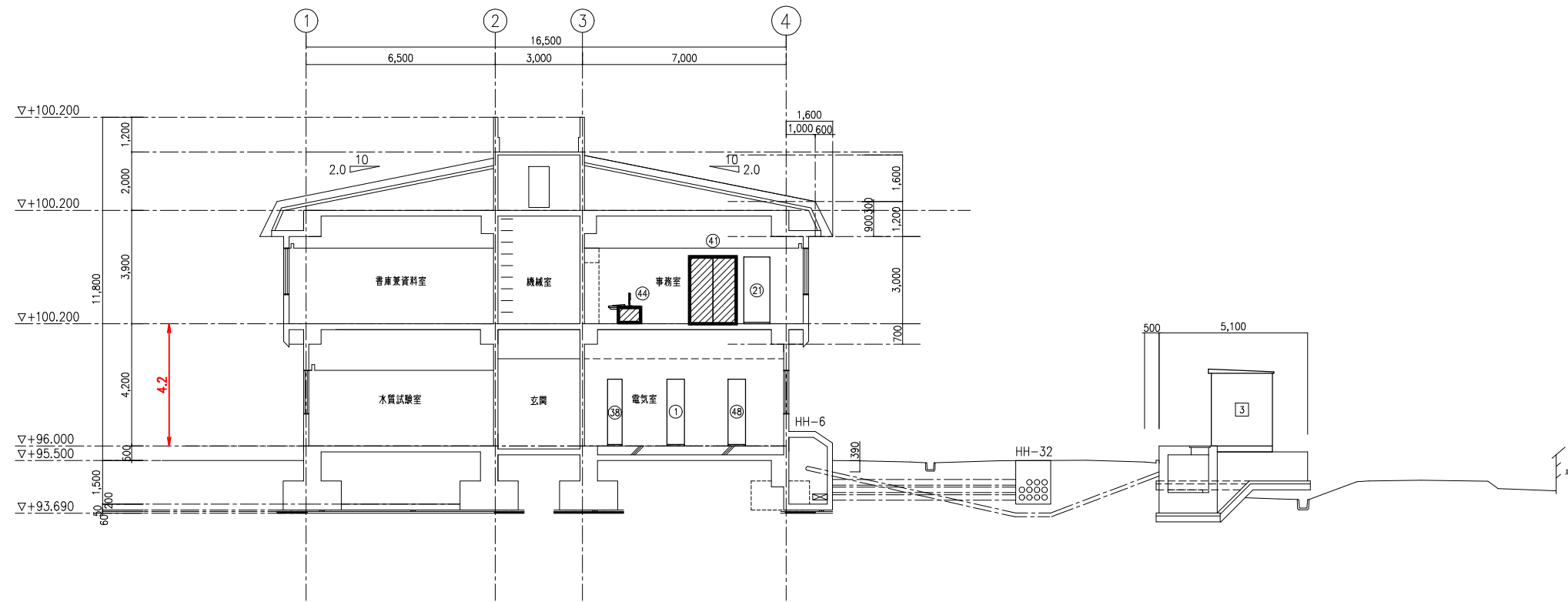
注記

1. は今回を示す。
2. は機能増設を示す。
3. は既設を示す。

|      |              |    |      |
|------|--------------|----|------|
| 工事名  |              |    |      |
| 箇所   | 川崎町大字支倉字川向地内 |    |      |
| 図面名称 | 管理本館平面図      |    |      |
| 縮尺   | S=1/100      |    |      |
| 設計者  | 川崎町          | 図番 | E/13 |

盤名称一覧表

| 番号 | 盤記号    | 盤名称              | 備考   |
|----|--------|------------------|------|
| ③  | LC-01  | 動力・照明主幹盤         | 既設   |
| ①  | CC-W1  | 1系水処理設備コントロールセンタ | 今回   |
| ②  | TM     | テレメータ収納盤(釜房)     | 既設   |
| ③⑧ |        | 1-1ロータVVVF盤      | "    |
| ④① | Col    | コントロール盤          | 機能増設 |
| ④④ | DSP-2  | ディスプレイ監視制御装置(2)  | "    |
| ④⑧ | CVCF-2 | 直流電源盤            | 既設   |

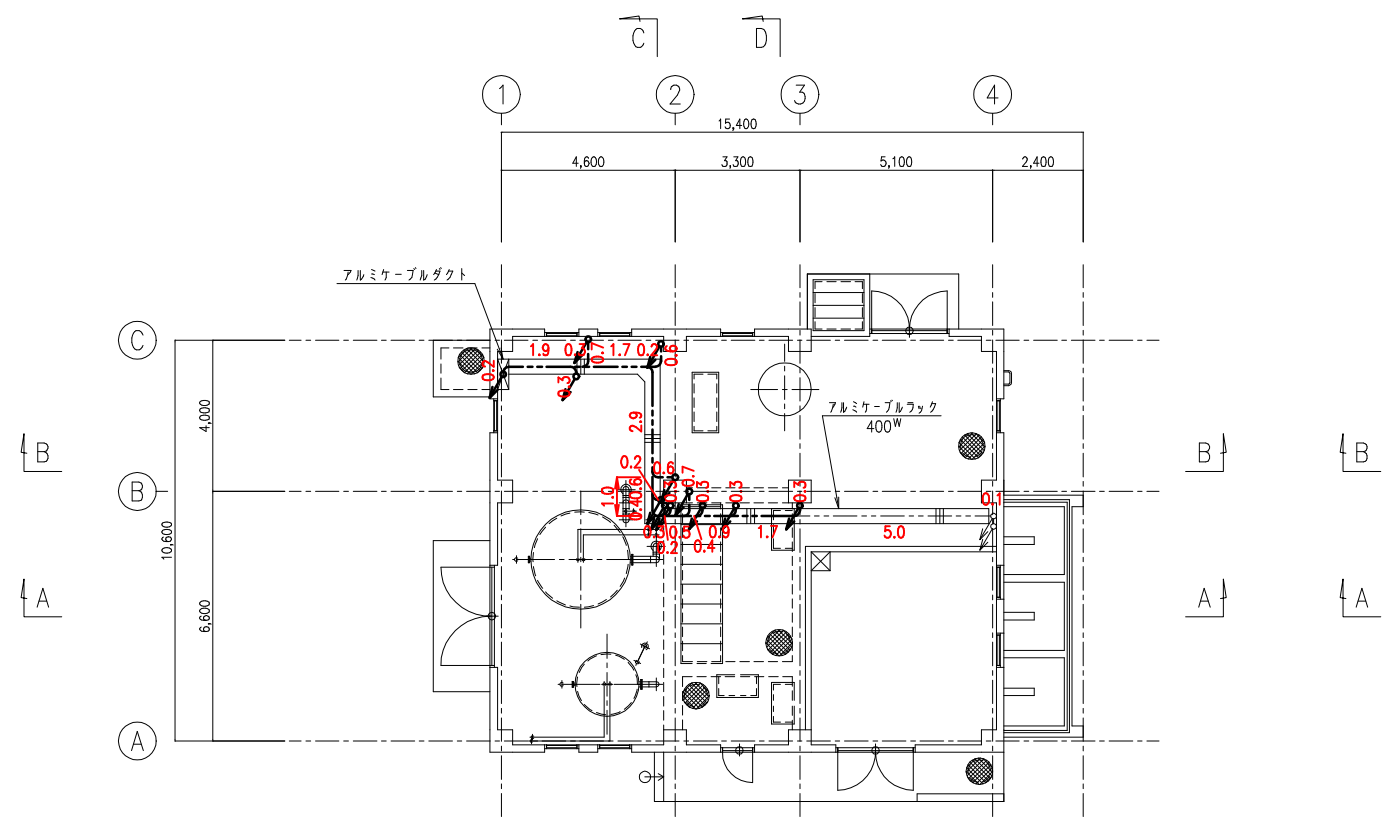


A-A 断面図 S=1/100

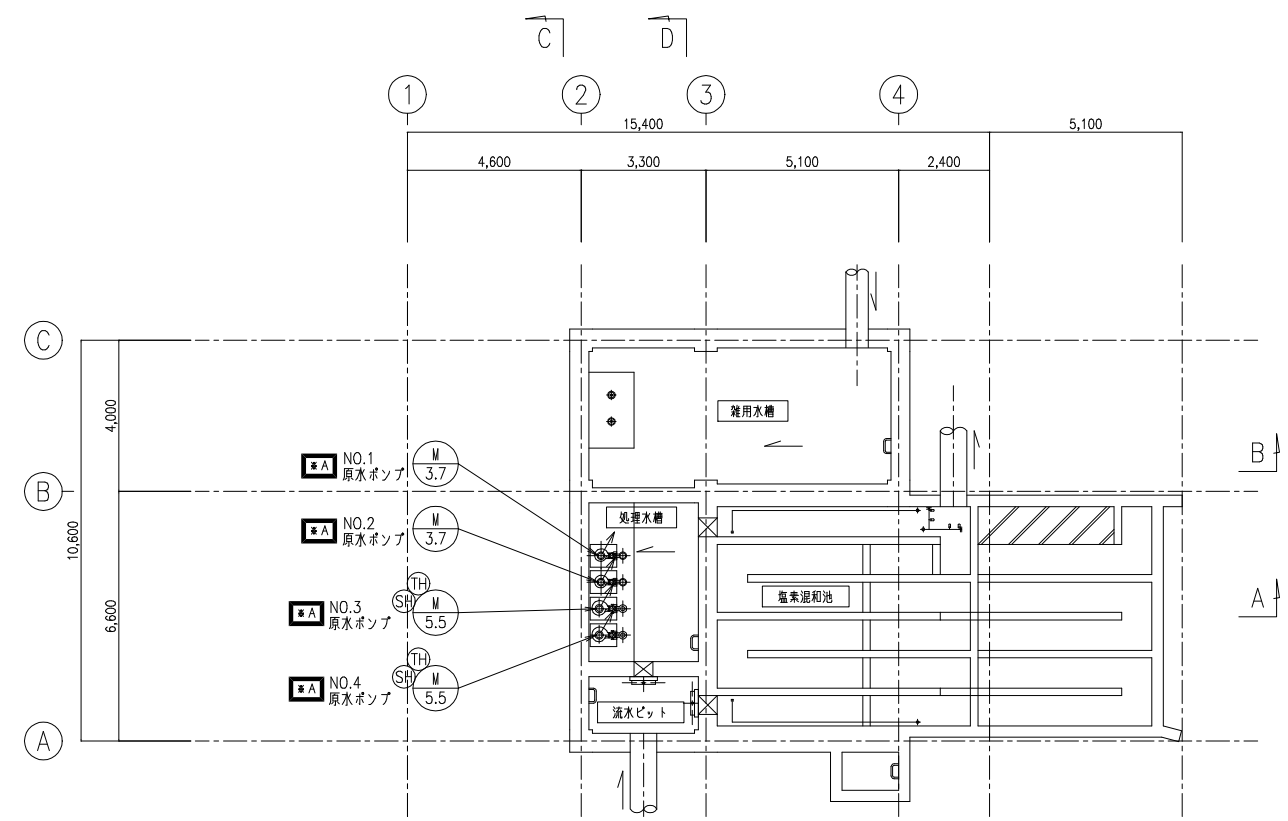
注記

1. は今回を示す。
2. は機能増設を示す。
3. は既設を示す。

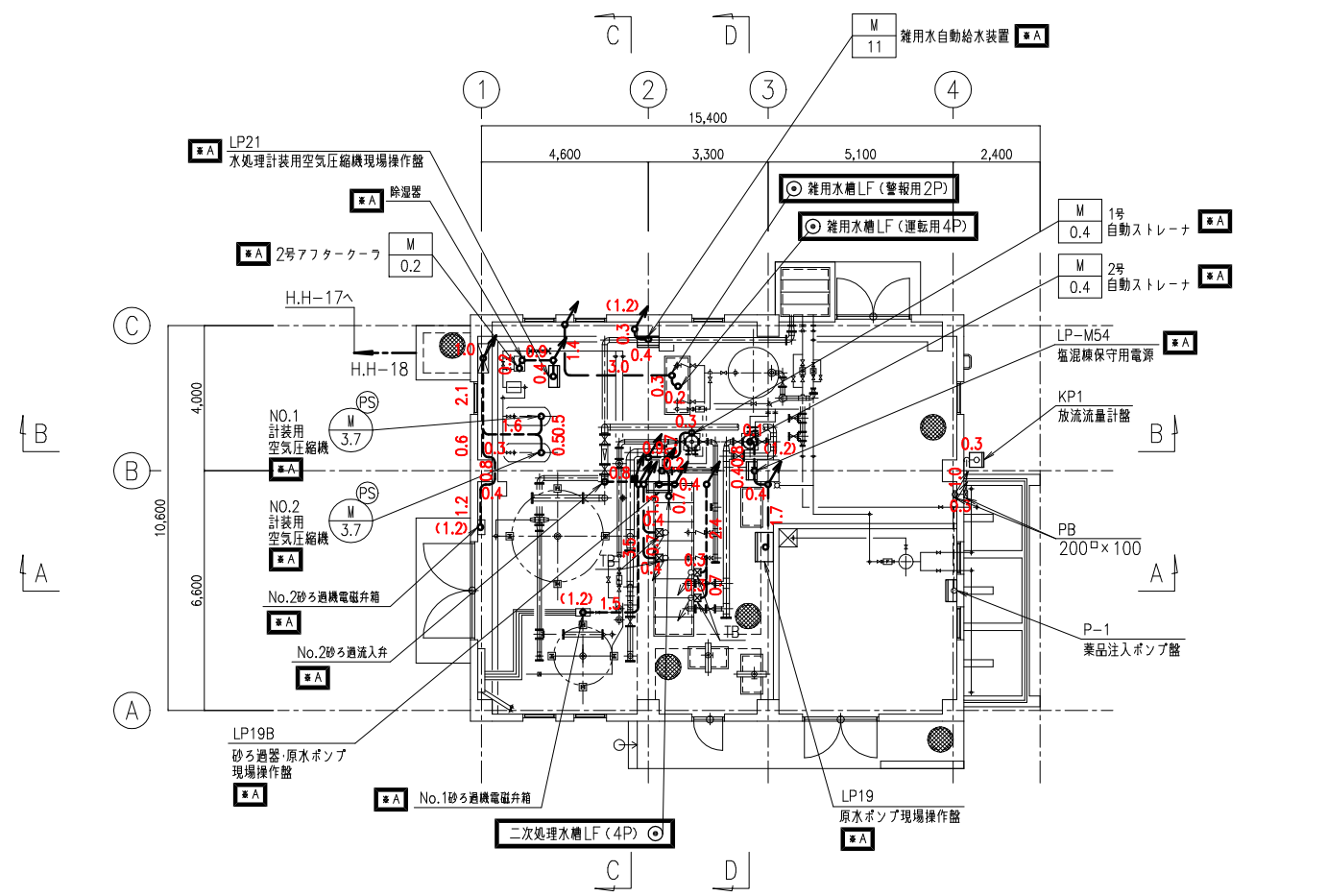
|      |              |         |
|------|--------------|---------|
| 工事名  |              |         |
| 箇所   | 川崎町大字支倉字川向地内 |         |
| 図面名称 | 管理本館断面図      |         |
| 縮尺   | S=1/100      |         |
| 設計者  | 川崎町          | 図番 E/14 |



1階上部平面図 S=1/100



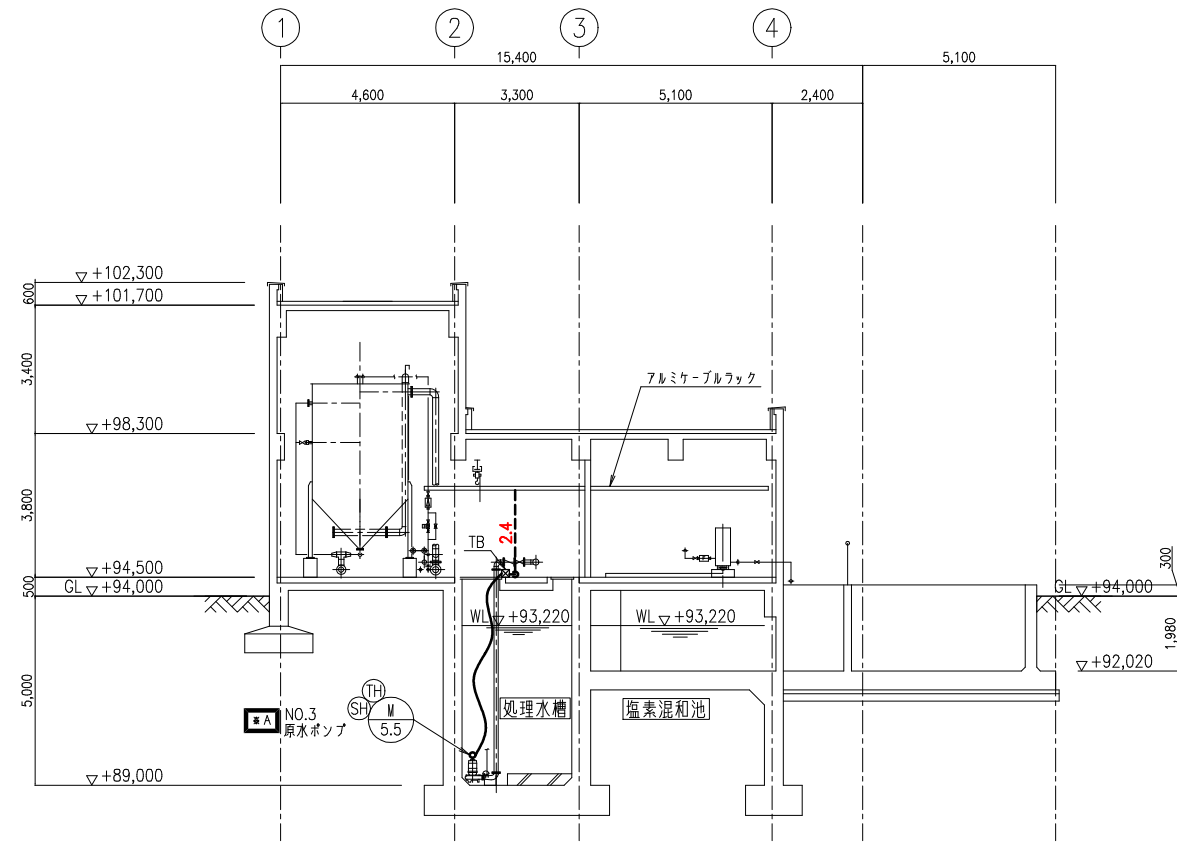
地階平面図 S=1/100



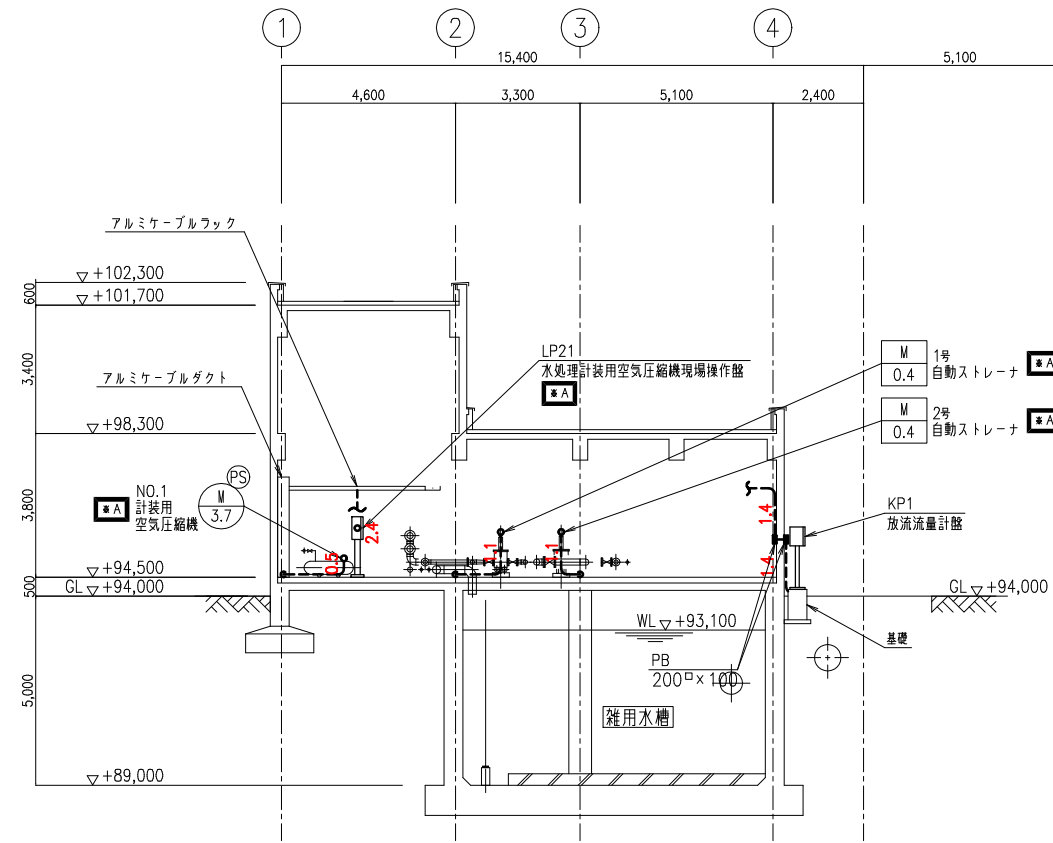
1階下部平面図 S=1/100

- 注記
1.    は今回を示す。
  2.    は既設を示す。
  3.    はケーブル・電線管の更新を示す。

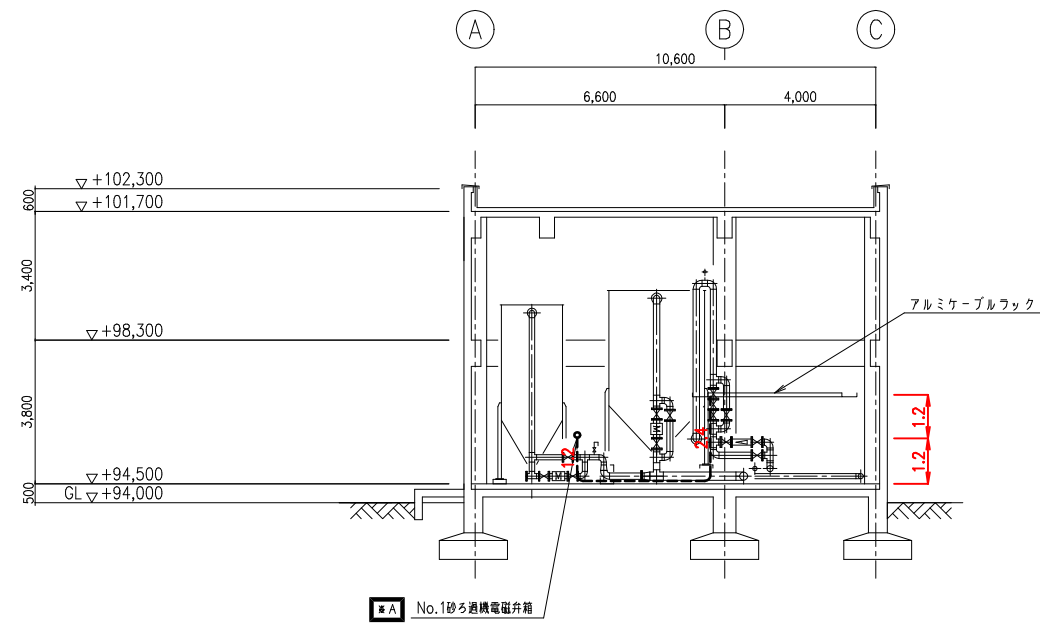
|      |              |    |      |
|------|--------------|----|------|
| 工事名  |              |    |      |
| 箇所   | 川崎町大字支倉字川向地内 |    |      |
| 図面名称 | 塩素混和池棟平面図    |    |      |
| 縮尺   | S=1/100      |    |      |
| 設計者  | 川崎町          | 図番 | E/15 |



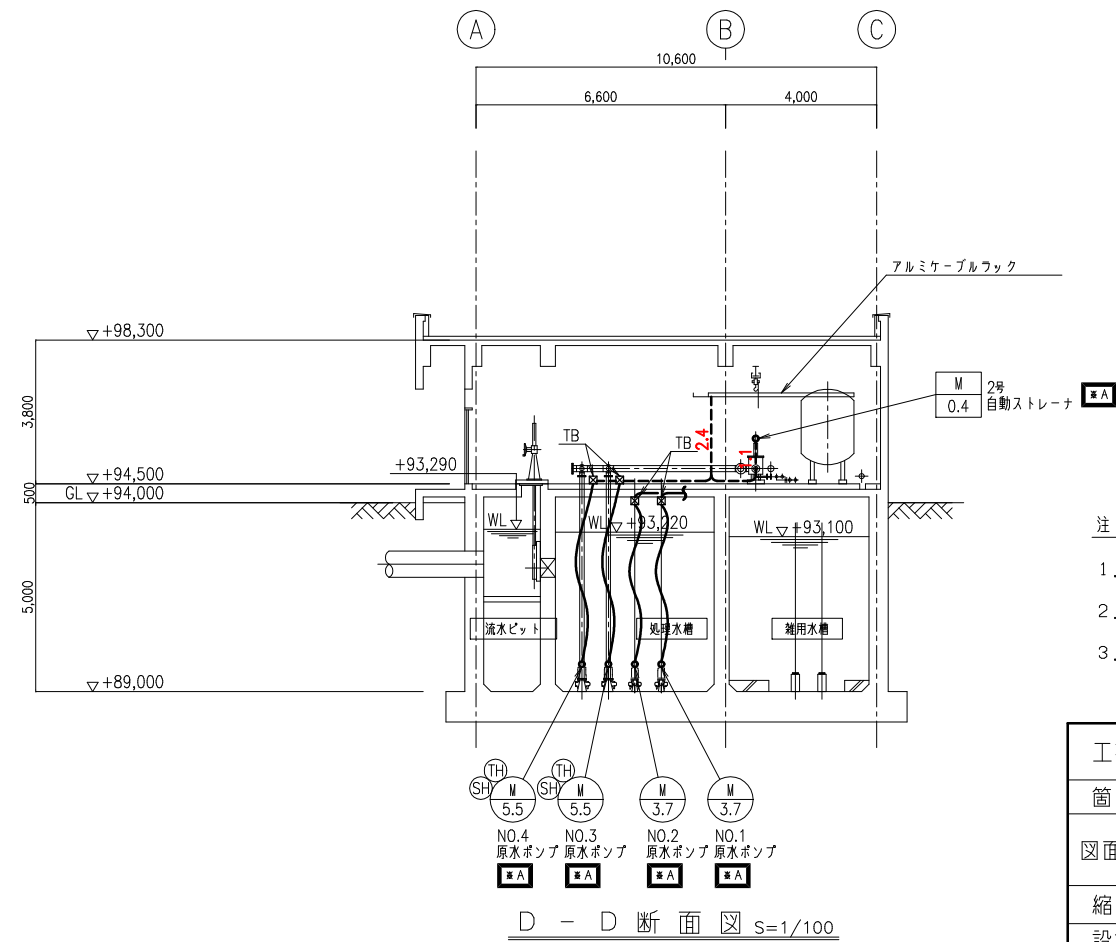
A - A 断面図 S=1/100



B - B 断面図 S=1/100



C - C 断面図 S=1/100



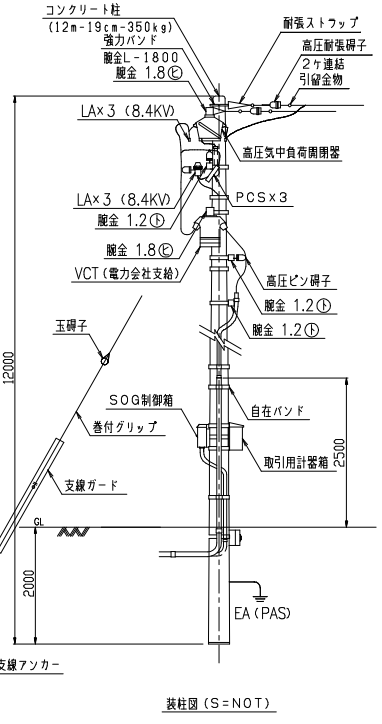
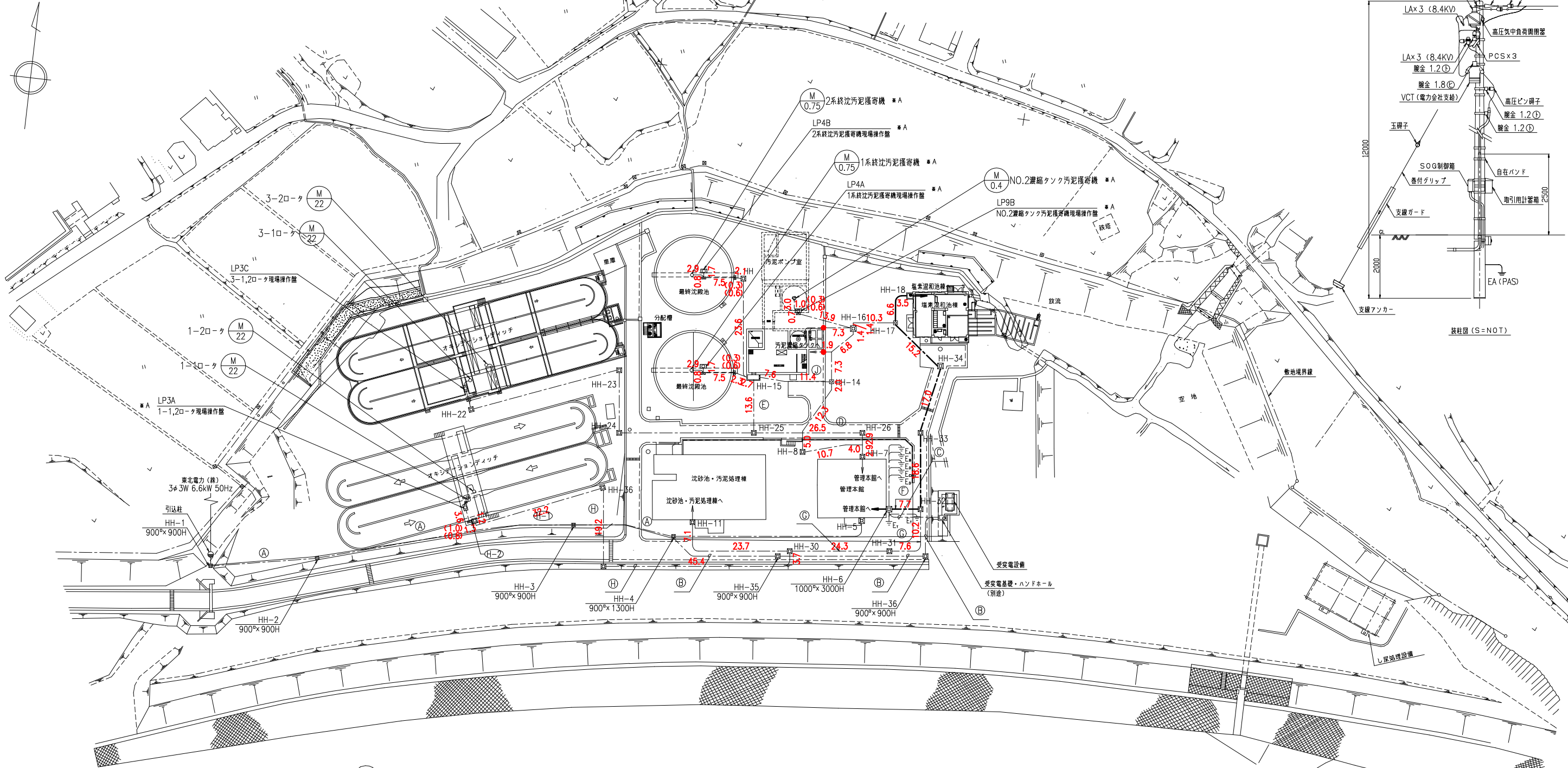
D - D 断面図 S=1/100

注記

1.    は今回を示す。
2.    は既設を示す。
3.    はケーブル・電線管の更新を示す。

|      |              |
|------|--------------|
| 工事名  |              |
| 箇所   | 川崎町大字支倉字川向地内 |
| 図面名称 | 塩素混和池棟断面図    |
| 縮尺   | S=1/100      |
| 設計者  | 川崎町          |
| 図番   | E/16         |

# 全体平面図 S=1/500

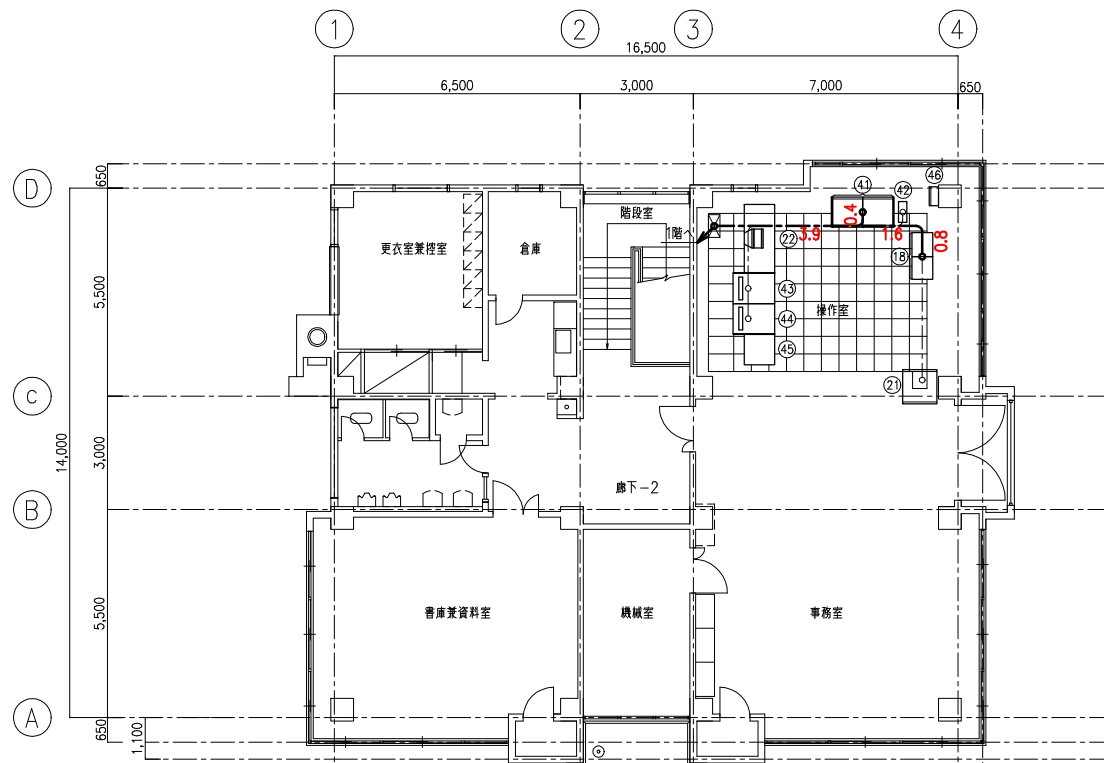


地中電路表 (FEP)

| 記号 | 高圧  | 低圧    | 制御    | 計装  | NTT | 予備  | 埋設深さ        | 備考 |
|----|-----|-------|-------|-----|-----|-----|-------------|----|
| Ⓐ  | 100 | 100   | -     | 50  | -   | 50  | GL-600      | 既設 |
| Ⓑ  | 100 | -     | 50    | -   | -   | 100 | GL-600      | *  |
| Ⓒ  | -   | 200×2 | 100   | -   | -   | 100 | GL-600      | *  |
| Ⓓ  | -   | 80    | 80    | -   | -   | -   | GL-660      | *  |
|    |     | 150×2 | 100×2 | -   | -   | -   | GL-840      |    |
| Ⓔ  | -   | 80    | 80    | -   | -   | -   | GL-660      | *  |
|    |     | 150×2 | -     | 150 | -   | -   | GL-650      |    |
| Ⓕ  | -   | 150   | 150×2 | 150 | -   | -   | GL-910      | *  |
|    |     | 150   | 150×3 | -   | -   | -   | GL-1170     |    |
| Ⓖ  | -   | 150×2 | -     | 150 | -   | -   | GL-650      | *  |
|    |     | 150   | 150×3 | -   | -   | -   | GL-910      |    |
| Ⓗ  | -   | 150×2 | 100   | 100 | -   | -   | GL-300 (±)  | *  |
|    |     | -     | -     | -   | -   | -   | GL-600 (撤去) |    |
| Ⓘ  | -   | 150   | 100   | 100 | -   | -   | GL-300      | *  |
| Ⓚ  | -   | 100×2 | -     | 100 | -   | -   | GL-300      | *  |
| ①  | -   | 50    | 50    | -   | -   | -   | GL-660      | *  |

- 注記
- は既設を示す。
  - A はケーブル・電線管の撤去を示す。

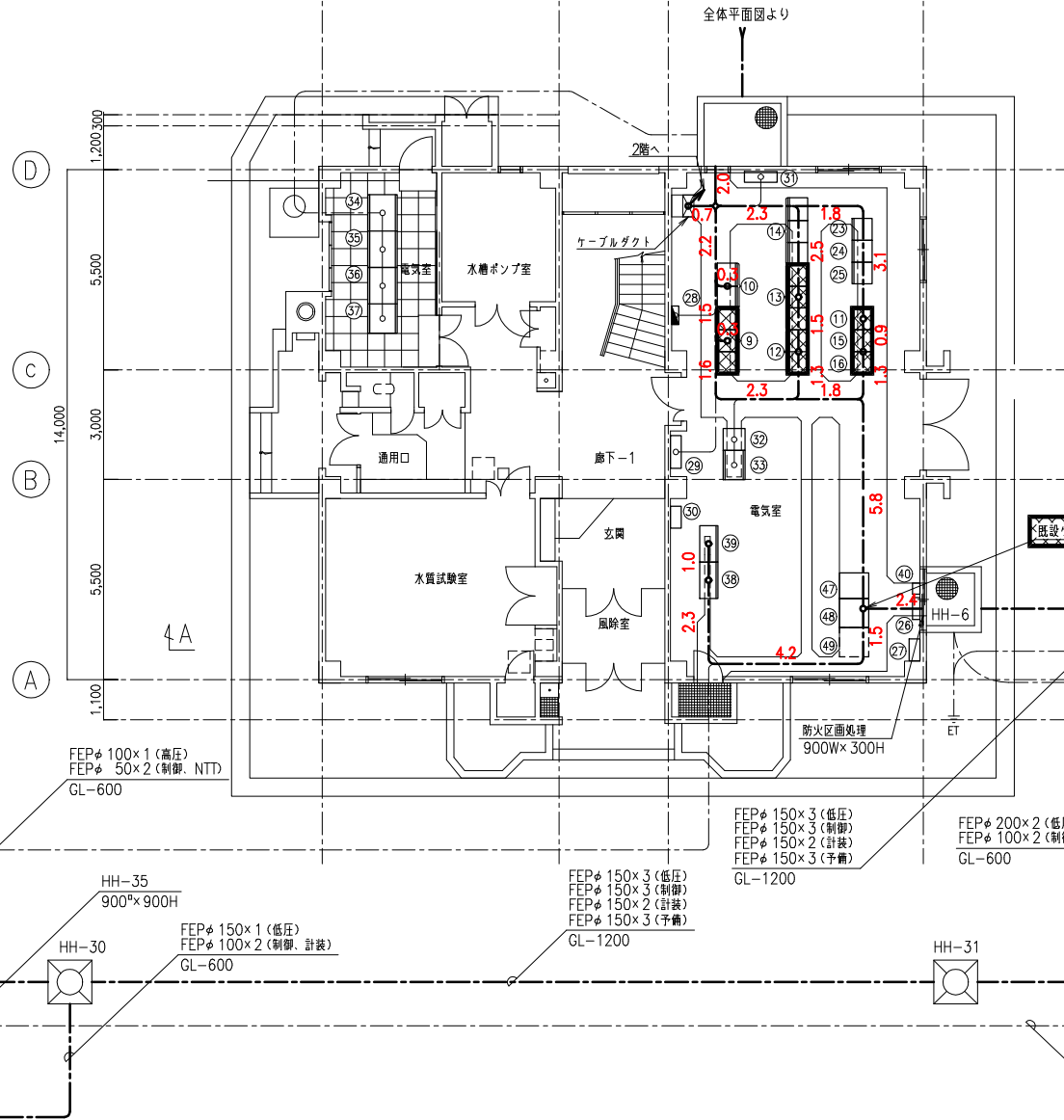
|      |              |    |      |
|------|--------------|----|------|
| 工事名  |              |    |      |
| 箇所   | 川崎町大字支倉字川向地内 |    |      |
| 図面名称 | 全体平面図 (撤去)   |    |      |
| 縮尺   | S=1/500      |    |      |
| 設計者  | 川崎町          | 図番 | E/17 |



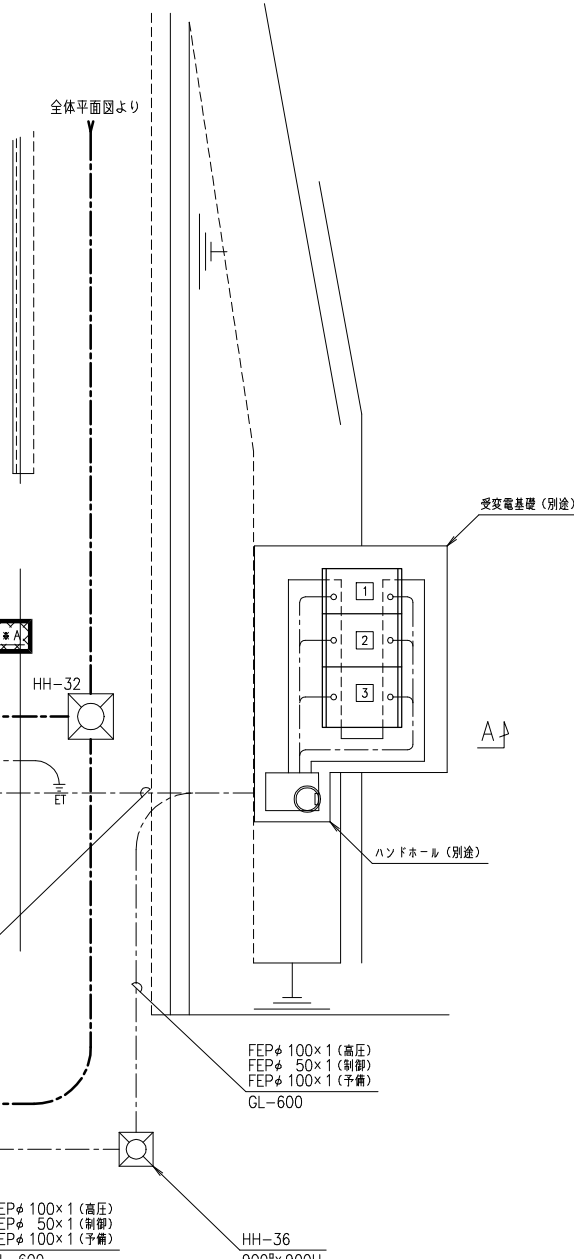
2階平面図 S=1/100

盤名称一覧表

| 番号 | 盤記号    | 盤名称                 | 備考 | 番号 | 盤記号     | 盤名称                | 備考 |
|----|--------|---------------------|----|----|---------|--------------------|----|
| 1  | HC-01  | 引込受電盤               | 既設 | 26 | EB      | 接地端子盤              | 既設 |
| 2  | TC-01  | 動力変圧器盤              | "  | 27 | MT-1-1  | 建築付帯盤              | "  |
| 3  | LC-01  | 動力・照明主幹盤            | "  | 28 | LG-1    | 外灯分電盤              | "  |
| 4  |        |                     |    | 29 | ML-1-1  | 建築付帯盤              | "  |
| 5  |        |                     |    | 30 | MP-1-1  | 建築付帯盤              | "  |
| 6  |        |                     |    | 31 | MLP-M   | 建築付帯盤              | "  |
| 7  |        |                     |    | 32 | CC-2N   | 水処理設備(2)コントロールセンター | "  |
| 8  |        |                     |    | 33 | Ry-2N   | 水処理設備(2)補助電器盤      | "  |
| 9  | R11~13 | 水処理設備補助電器盤          | 撤去 | 34 | WVF-2-1 | 2-1ロータWVF盤         | "  |
| 10 | R21,22 | 汚泥処理設備補助電器盤         | 既設 | 35 | WVF-2-2 | 2-2ロータWVF盤         | "  |
| 11 | R31    | 水処理設備補助電器盤          | 撤去 | 36 | WVF-3-1 | 3-1ロータWVF盤         | "  |
| 12 | CC01   | 水処理設備コントロールセンター(1)  | 撤去 | 37 | WVF-3-2 | 3-2ロータWVF盤         | "  |
| 13 | CC02   | 水処理設備コントロールセンター(2)  | 撤去 | 38 |         | 1-1ロータWVF盤         | "  |
| 14 | CC03   | 汚泥処理設備コントロールセンター    | 既設 | 39 |         | 1-2ロータWVF盤         | "  |
| 15 | CC04   | 水処理設備コントロールセンター     | 撤去 | 40 | EB2     | 接地端子盤              | "  |
| 16 | CC04   | 水処理設備コントロールセンター     | 撤去 | 41 | Cot     | コントロール盤            | "  |
| 17 |        |                     |    | 42 | UPS     | ミニUPS              | "  |
| 18 | TD     | 計装変換器盤              | 既設 | 43 | DSP-1   | ディスプレイ監視制御装置(1)    | "  |
| 19 |        |                     |    | 44 | DSP-2   | ディスプレイ監視制御装置(2)    | "  |
| 20 |        |                     |    | 45 | PR      | プリンタ               | "  |
| 21 | TM     | テレメータ取納盤(釜房)        | 既設 | 46 | P-6     | し尿処理設備監視盤          | "  |
| 22 | D      | システム机               | "  | 47 | CVCF-1  | 蓄電池盤               | "  |
| 23 | R23    | 汚泥処理設備補助電器盤         | "  | 48 | CVCF-2  | 直流電源盤              | "  |
| 24 | CC-32  | 汚泥処理設備コントロールセンター(1) | "  | 49 | CVCF-3  | インバータ盤             | 将来 |
| 25 | CC-32  | 汚泥処理設備コントロールセンター(2) | "  |    |         |                    |    |



1階平面図 S=1/100

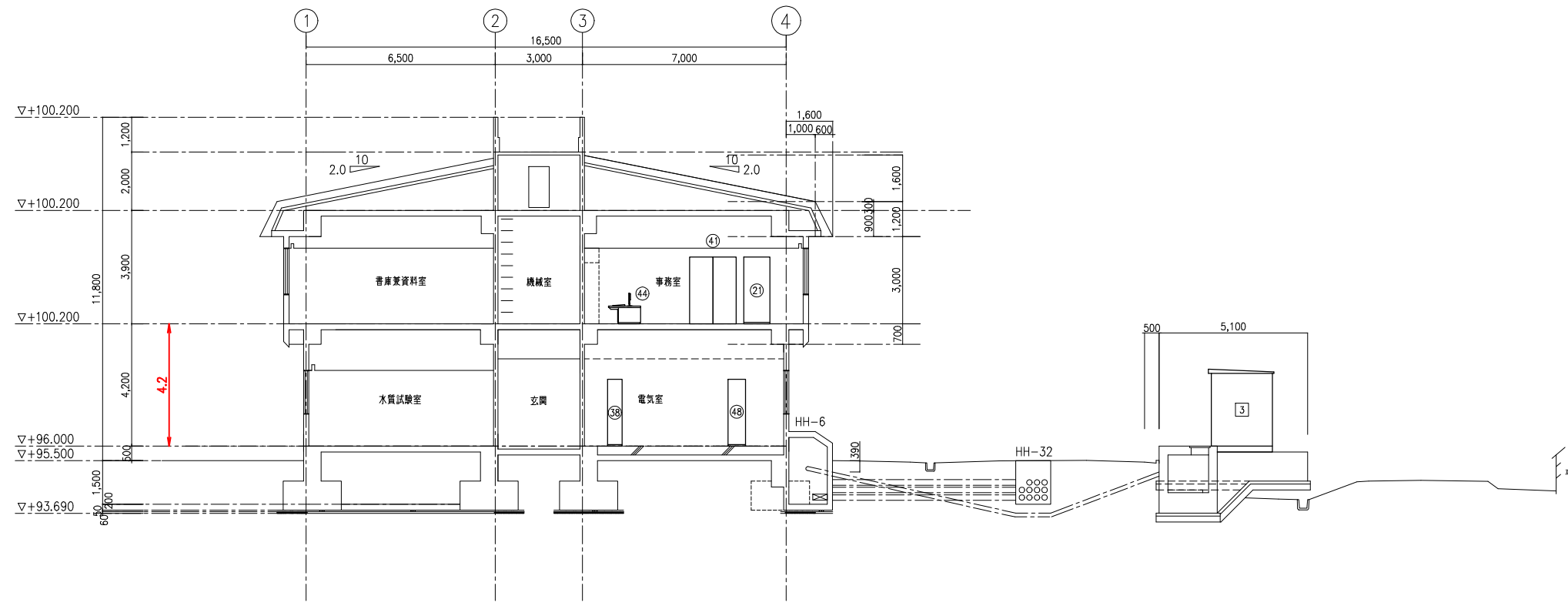


- 注記
1.  は撤去を示す。
  2.  は既設を示す。

|      |              |    |      |
|------|--------------|----|------|
| 工事名  |              |    |      |
| 箇所   | 川崎町大字支倉字川向地内 |    |      |
| 図面名称 | 管理本館平面図(撤去)  |    |      |
| 縮尺   | S=1/100      |    |      |
| 設計者  | 川崎町          | 図番 | E/18 |

盤名称一覧表

| 番号   | 盤記号    | 盤名称             | 備考 |
|------|--------|-----------------|----|
| [3]  | LC-01  | 動力・照明主幹盤        | 既設 |
| (2)  | TM     | テレメータ収納盤(釜房)    | "  |
| (38) |        | 1-1ロータVVVF盤     | "  |
| (4)  | Cot    | コントロール盤         | "  |
| (44) | DSP-2  | ディスプレイ監視制御装置(2) | "  |
| (48) | CVCF-2 | 直流電源盤           | "  |

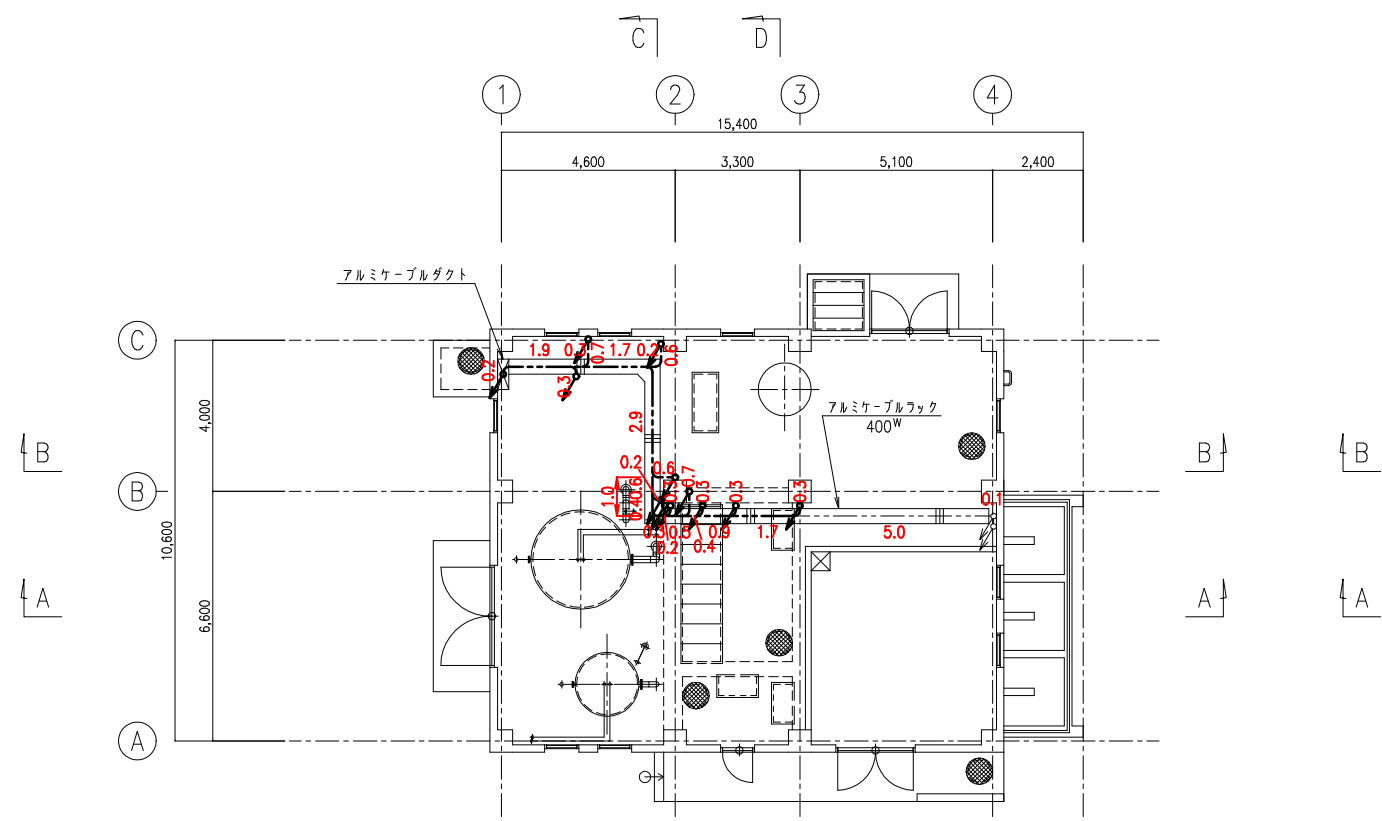


A-A 断面図 S=1/100

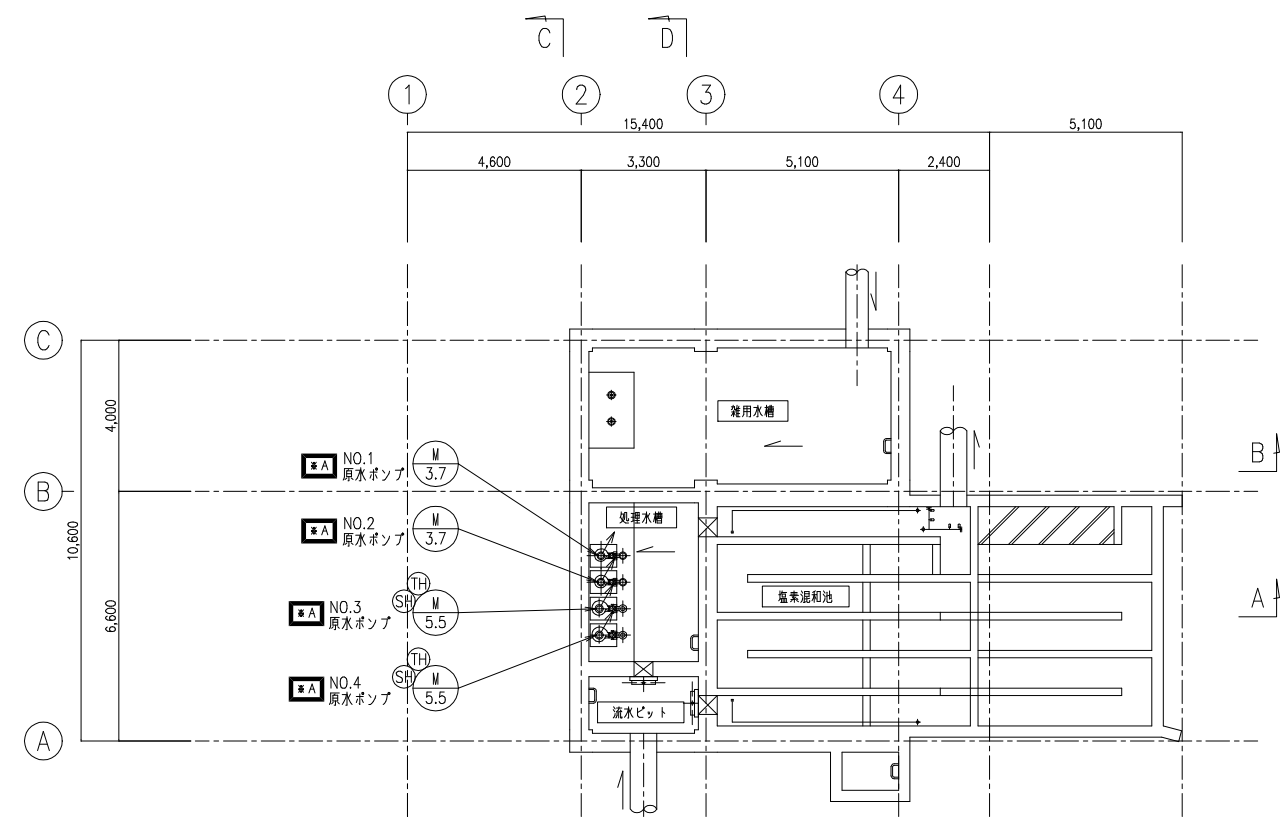
注記

1. 本図は、配線経路を示す。

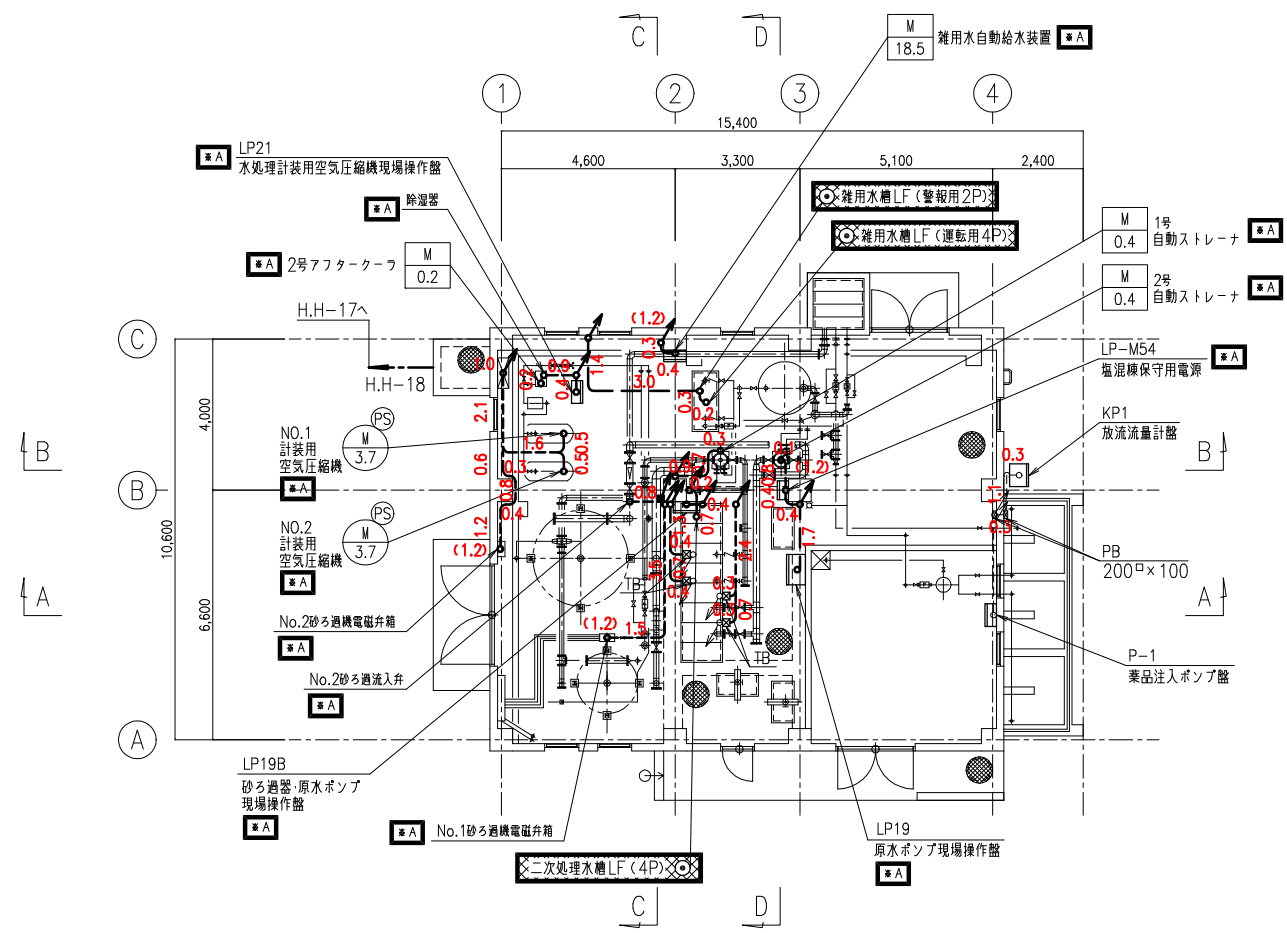
|      |              |    |      |
|------|--------------|----|------|
| 工事名  |              |    |      |
| 箇所   | 川崎町大字支倉字川向地内 |    |      |
| 図面名称 | 管理本館断面図(撤去)  |    |      |
| 縮尺   | S=1/100      |    |      |
| 設計者  |              | 図番 | E/19 |
| 川崎町  |              |    |      |



1階上部平面図 S=1/100



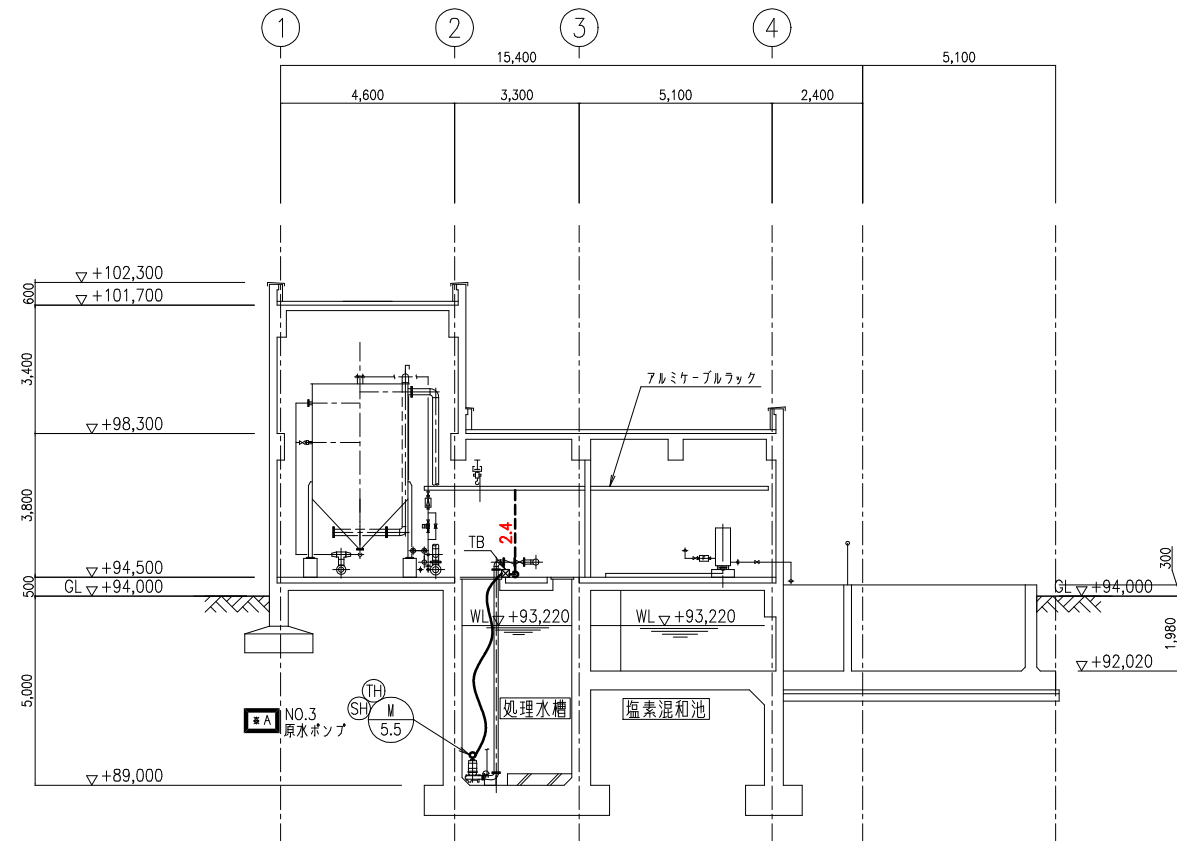
地階平面図 S=1/100



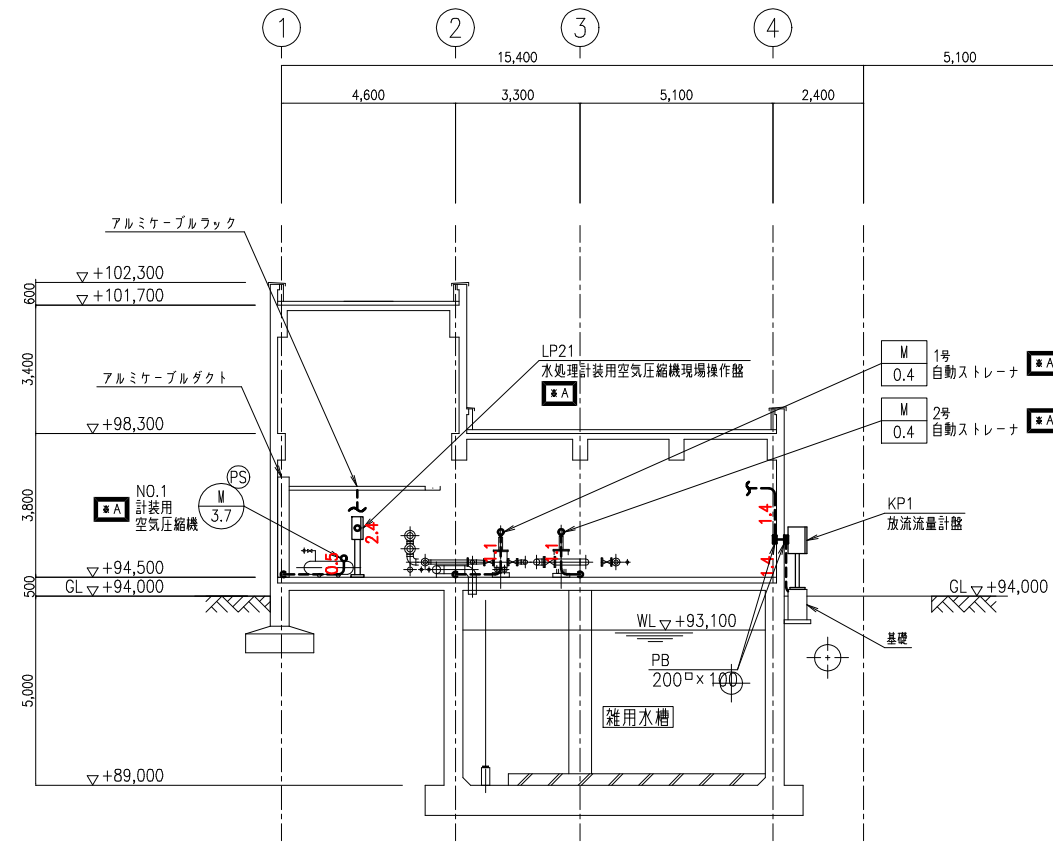
1階下部平面図 S=1/100

- 注記
1. は撤去を示す。
  2. は既設を示す。
  3. はケーブル・電線管の撤去を示す。

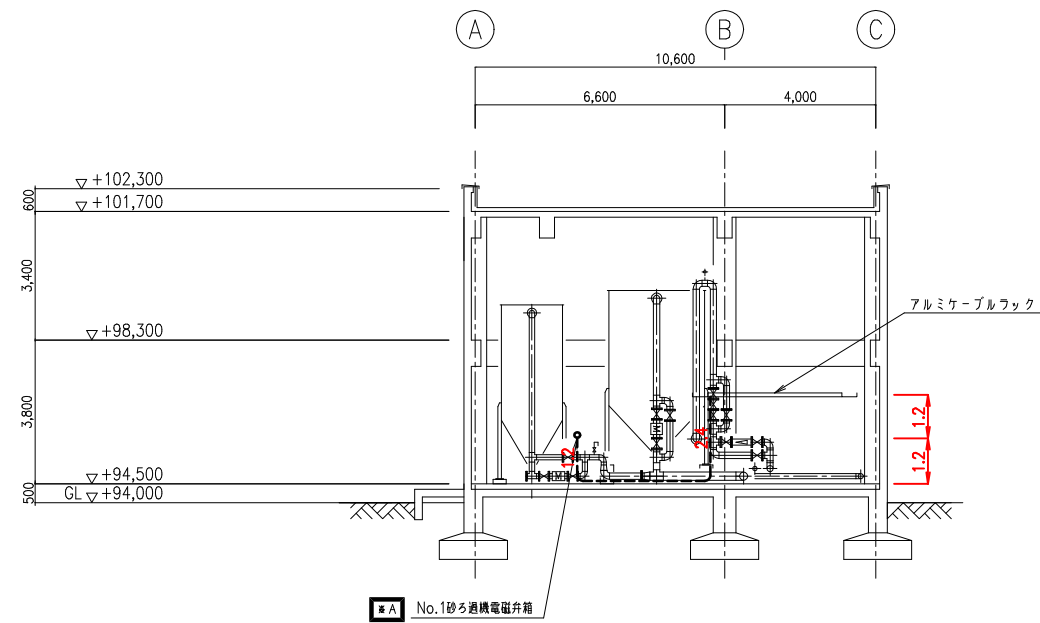
|      |                |    |      |
|------|----------------|----|------|
| 工事名  |                |    |      |
| 箇所   | 川崎町大字支倉字川向地内   |    |      |
| 図面名称 | 塩素混和池棟平面図 (撤去) |    |      |
| 縮尺   | S=1/100        |    |      |
| 設計者  | 川崎町            | 図番 | E/20 |



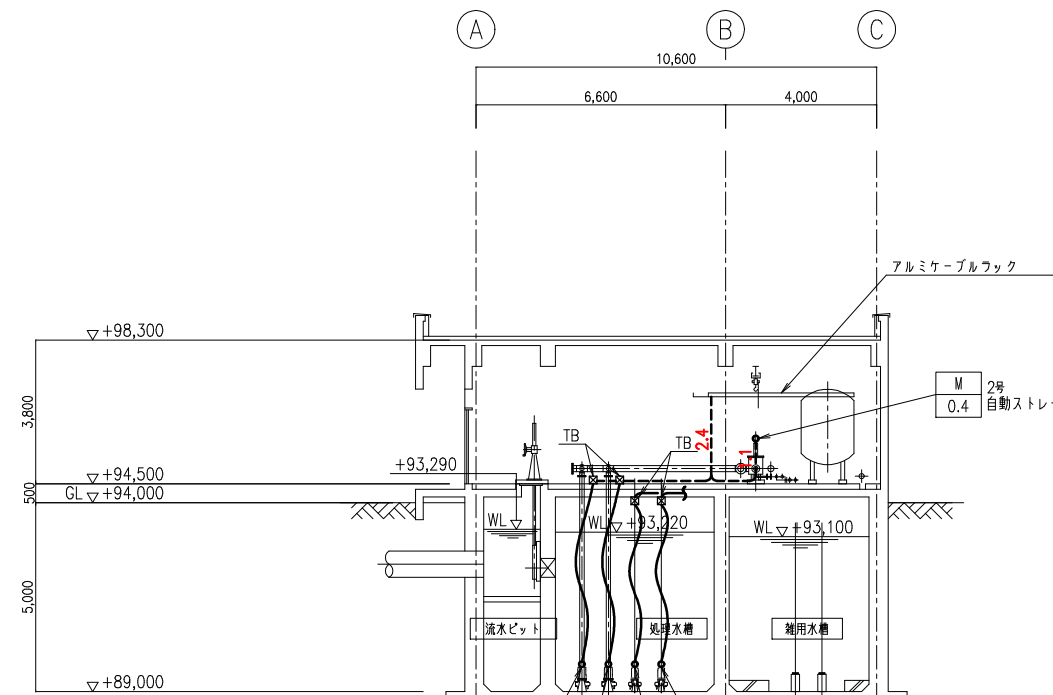
A - A 断面図 S=1/100



B - B 断面図 S=1/100



C - C 断面図 S=1/100



D - D 断面図 S=1/100

注記

1. は撤去を示す。
2. は既設を示す。
3. はケーブル・電線管の撤去を示す。

|      |                |
|------|----------------|
| 工事名  |                |
| 箇所   | 川崎町大字支倉字川向地内   |
| 図面名称 | 塩素混和池棟断面図 (撤去) |
| 縮尺   | S=1/100        |
| 設計者  | 川崎町            |
| 図番   | E/21           |